

आजादी  
का  
अमृत महोत्सव



**Agromet Advisory Bulletin**  
**Kozhikode District**  
**(Valid from 19.03.2022 to 23.03.2022)**



## Agromet Advisory Bulletin for the District, Kozhikode

(Valid from 19.03.2022 to 23.03.2022)

(Issued jointly by Kerala Agricultural University Regional Agricultural Research Station Pilicode & India Meteorological Department)



**Bulletin Number: Pilicode/Kkd-22/2022**

**Date: 18/03/2022**

### A. Weather Summary of preceding four days



Rainfall, mm	Max. temp., °C	Min. temp., °C	R. H., %	Wind speed, Km/h
0.0	35.5-35.8	26.8-28.0	65.6-82.0	0.0-06.0




### B. Weather forecast for next five days




Parameters	19-03-2022	20-03-2022	21-03-2022	22-03-2022	23-03-2022
Rainfall, mm	4	6	0	0.1	0
Max. Temp, °C	33	32	32	32	32
Min. Temp, °C	28	26	26	26	26
Max. Relative Humidity, %	80	80	80	80	80
Min. Relative Humidity, %	66	66	66	66	66
Wind speed, km/h	4	4	4	4	4
Wind direction, degrees	270	270	270	270	270
Total cloud cover, octa	7	6	4	3	6

### C. Agrometeorological Advisories

Crop	Stages	Problems	Agro-meteorological advisories
<b>General conditions</b>	<b>No rain</b>		
	<p>The sky will be clear or partially cloudy. High atmospheric temperature and relative humidity will be experienced.</p> <p>Beware of drought in crop fields. Avoid activities in open field conditions during 12 AM to 3 PM.</p>		

<p><b><u>General Recommendations</u></b></p>	<p>Drought Management:</p> <ol style="list-style-type: none"> <li>1) Give mulches in crop basins to prevent water loss from soil.</li> <li>2) Adopt drip irrigation. This will minimize the loss of water.</li> <li>3) Avoid agricultural activities and pesticide application during 12 AM to 3 PM.</li> <li>4) Avoid application of chemical fertilizers and poultry manure in un- irrigated areas.</li> <li>5) Apply lime on tree trunk.</li> <li>6) Spraying of Sulphate of Potash @ 5 g / L at 15 days interval helps to mitigate drought.</li> <li>7) Provide Vermicompost or coir pith compost in the basins. Compost has very good water holding capacity</li> </ol> <p>For mulching, the trashes used should be free of any pest and diseases. Avoid the trashes of the same species as mulch. This will help to prevent the multiplication of crop specific pest and disease causing organisms. Powdering the top soil using a secondary tillage implement and spreading it uniformly over the field, will help to conserve water for a long period of time in the fields.</p> <p>Protect young plants by surrounding them with thatched coconut leaves</p>		
<p>Various crops</p>	<p>Various stages</p>	<p style="text-align: center;"><b>Sucking pests</b></p>  <p>The climate is favourable for the spread of sucking pests like mealy bug, jasids, aphids, mites, bugs etc. If not controlled properly they will act as vectors and may spread virus diseases.</p>	<p>To control the pests apply neem oil emulsion (5 ml. neem oil mixed in one litre of luke warm soap water solution)</p> <p style="text-align: center;">Or</p> <p>Apply malathion 50 EC @ 2 ml + neem oil 4ml per litre of water</p>
<p>Paddy</p>	<p>Grain filling</p>	<p style="text-align: center;"><b>Rice bug</b></p> 	<p>Strict vigilance is necessary at milky stage. Keep the field and bunds free of weeds and grasses.</p> <p>If attack is seen apply fish amino acid @ 20 ml/litre.</p>

Coconut	All stages	Drought Management	<p>1) Apply compost/dried leaves in the basins to increase water holding capacity.</p> <p>2) Adopt drip irrigation. This will minimize the irrigation water loss.</p> <p>Protect the newly planted young seedlings from direct sunlight falling on it by providing good shades.</p>
Coconut	All stages	<p>Stem bleeding</p> 	<p>Reduce the nut load by harvesting all the matured and about to matured nuts</p> <p>Chisel out the affected parts and apply Hexaconazole (Contaf®) 5ml/litre solution in the wound. After getting the wound dried, immediately smear the spot with Rubbercoat®.</p> <p>Drench the palm basin (2m radius) with Hexaconazole (Contaf®), 50ml dissolved in 25 litre of water per palm at monthly intervals, for 5months or till the disease fully disappears.</p> <p>Spread lime thickly in the basins and incorporate with the soil.</p>
Banana	Planting stage	Diseases. which are transmitted through suckers (Kokkan, Bunchy top and Panama wilt) etc	To avoid the spread of disease select suckers only from healthy plants/fields, only after visiting the fields in person.
Cashew	Various stages	<p>Tea mosquito attack and associated fungal diseases</p> 	<p>Prophylactic spray of combination of Bordeaux mixture (1% strength) + quinalphos (2ml/litre of the Bordeaux mixture )</p> <p>If die back is seen apply combination of hexaconazole and malathione (@ hexaconosozole 1ml + malathione 1ml per litre of water)</p>
Mango	Fruit setting stage	<p>Mango fruit flies</p> 	<p>Collect and destroy the fallen fruits by taking deep pits atleast 60 cm depth.</p> <p>Set up pheromone trap (methyl eugenol trap) @ 1 trap/15 cents.</p>

Arecanut	Bearing palms	<p>Inflorescence die back and button shedding</p> 	<p>Warm humid conditions may cause this disease. Spray Hexaconazole (Contaf) 1 ml/litre or Bordeaux mixture 1%. Repeat after 20-25 days.</p>
Animal Husbandry	All stages	<p>Summer Stress</p> 	<p>The rise in temperature will affect the thermoregulatory mechanism of dairy cattle. This will cause increase in body temperature, rapid shallow breathing, increased heart rate, profuse salivation, and reduced feed intake. This in turn results in severe production loss and reduced breeding efficiency in dairy cattle.</p> <p>Provide pure drinking water to the dairy cattle (45 to 60 litres of water), Allow grazing only during the cooler parts of the day. Provide shading. Shelter them in thatched roofings of minimum 9 ft. height with ample ventilation. Providing fans, misting and fogging assembly in cattle sheds will help them to regulate body temperature. Also ensure minerals fortified feeds.</p>
Poultry and pet birds	Different stages	<p>Summer stress</p> 	<p>To combat heat stress, the poultry sheds should be protected from direct sunlight, roofing can be painted white to reflect heat, fans can be fitted, cool water can be sprayed, plenty of clean water can be provided with ice, glucose and 0.1 % sodium bicarbonate, feed offered during the cooler parts of the day can be supplemented with 20% extra vitamins, phosphorous and vitamin C.</p>

Sd/-  
Nodal Officer,  
GKMS Project, RARS Pilicode