



Agromet Advisory Bulletin for the District, Kozhikode

(Valid from 19.04.2023 to 23.04.2023)



(Issued jointly by Kerala Agricultural University Regional Agricultural Research Station Pilicode & India Meteorological Department)

Bulletin Number: Pilicode/Kkd-31/2023

Date: 18/04/2023

A. Weather Summary of preceding four days




Rainfall, mm	Max. temp., °C	Min. temp., °C	R. H., %	Wind speed, Km/h
0.0	37.0 – 37.4	27.6 – 28.7	74.0 – 76.0	00 – 00





B. Weather forecast for next five days

Parameters	19-04-2023	20-04-2023	21-04-2023	22-04-2023	23-04-2023
Rainfall, mm	0	0	0	0.1	0.1
Max. Temp, °C	37	37	37	36	36
Min. Temp, °C	28	28	28	27	27
Max. Relative Humidity, %	80	80	80	80	80
Min. Relative Humidity, %	70	70	70	70	70
Wind speed, km/h	6	5	6	6	5
Wind direction, degrees	270	270	270	270	270
Total cloud cover, octa	5	7	8	8	8

C. Agrometeorological Advisories

Crop	Stages	Problems	Agro-meteorological advisories
			Isolated light to moderate rainfall **
<u>General conditions</u>			Isolated light to moderate rainfalls. Low night temperature and high day temperature will be experienced. Hence there will be large difference between day temperature and night temperature. The sky will be partially or fully cloudy. The air will be dry.
<u>General Recommendations</u>			<p>There may be isolated light to moderate summer rains in the evening time. Summer rains have prime role in coping up drought. Hence maximum water harvesting should be ensured in the fields. Clean the rain pits. Cover the soil with dried leaves, especially the basins of crops. The opened tree basins which were partially closed after fertilizer application, can act as very good water harvesting structures. Divert the runoff water to such tree basins by drawing furrows.</p> <p>Keep vigilance while drying the harvested produces like seeds, cashew nuts, copra and rubber in open conditions. Provide props to nendran banana.</p> <p>Provide props to nendran banana.</p> <p>Drought Management:</p> <ol style="list-style-type: none"> 1) Give mulches in crop basins to prevent water loss from soil. 2) Adopt drip irrigation. This will minimize the loss of water.

	<p>3) Avoid agricultural activities and pesticide application during 12 AM to 3 PM. 4) Restrict the application of chemical fertilizers and poultry manure in un- irrigated areas. 5) Apply lime on tree trunk. 6) Spraying of Sulphate of Potash @ 5 g / L at 15 days interval helps to mitigate drought. 7) Provide Vermicompost or coir pith compost in the basins. Compost has very good water holding capacity</p> <p>For mulching, the trashes used should be free of any pest and diseases. Avoid the trashes of the same species as mulch. This will help to prevent the multiplication of crop specific pest and disease causing organisms. Powdering the top soil using a secondary tillage implement and spreading it uniformly over the field, will help to conserve water for a long period of time in the fields.</p> <p>Protect young plants by surrounding them with thatched coconut leaves</p> <p>Provide plenty of drinking water to the animals and birds to avoid dehydration during day time.</p> <p>Also frequently sprinkle water on to the body of animals and provide fans in their shelter houses.</p>		
Various crops	Various stages	<p style="text-align: center;">Sucking pests</p>  <p>The climate is favourable for the spread of sucking pests like mealy bug, jasids, aphids, mites, bugs etc. If not controlled properly they will act as vectors and may spread virus diseases.</p>	<p>To control the pests apply neem oil emulsion (5 ml. neem oil mixed in one litre of luke warm soap water solution)</p> <p style="text-align: center;">Or</p> <p>Apply malathion 50 EC @ 2 ml + neem oil 4ml per litre of water</p>
Coconut	Various growth stages	<p style="text-align: center;">Rugose White fly</p> 	<p>As this is a sap sucking pest, its infestation will be heavy during the hot and dry climatic periods.</p> <p>The sticking property of the gum secreted by the insects may lose in moist conditions. Adopting mulching and irrigations may help the plants to keep the leaves' surfaces moist. On young palms intermittently sprinkle water on the leaves also.</p>
Black pepper	Different stages	<p style="text-align: center;">Wilting due to drought</p> 	<p>Protect the plants from direct sunlight by smothering the basal portions of the vines with dried banana leaves, plated coconut leaves etc.. Give protective irrigations one in every two weeks.</p>

Mango	Fruit maturing stage	<p>Mango fruit flies</p> 	<p>Harvest matured mangoes before ripening. Mix cool water and boiling water in equal proportion and dissolve common salt at the rate of one tablespoon per liter of the water mix. Dip the harvested matured mangoes in this warm saline solution for two minutes. After that take out the mangoes, wipe the water on them with cotton cloths and keep for ripening.</p>
Poultry and pet birds	Different stages	<p>Summer stress</p> 	<p>To combat heat stress, the poultry sheds should be protected from direct sunlight, roofing can be painted white to reflect heat, fans can be fitted, cool water can be sprayed, plenty of clean water can be provided with ice, glucose and 0.1 % sodium bicarbonate, feed offered during the cooler parts of the day can be supplemented with 20% extra vitamins, phosphorous and vitamin C.</p>
Animal Husbandry	All stages	<p>Summer Stress</p> 	<p>The rise in temperature will affect the thermoregulatory mechanism of dairy cattle. This will cause increase in body temperature, rapid shallow breathing, increased heart rate, profuse salivation, and reduced feed intake. This in turn results in severe production loss and reduced breeding efficiency in dairy cattle.</p> <p>Provide pure drinking water to the dairy cattle (45 to 60 litres of water), Allow grazing only during the cooler parts of the day. Provide shading. Shelter them in thatched roofings of minimum 9 ft. height with ample ventilation. Providing fans, misting and fogging assembly in cattle sheds will help them to regulate body temperature. Also ensure minerals fortified feeds.</p>
Cow	Milking stage	<p>Cow pox</p> 	<p>This disease is caused by a virus, which affects the udder of milking cows. Initially small eruptions are formed on the affected udder. In later stages these eruptions rupture and wounds are formed. Due to pain the animals may not cooperate with milking.</p> <p>Mix boric acid with glycerin or coconut oil. Prepare this in a paste form and apply in the wounds.</p>

**** Warning colour codes of rainfall (for disaster management)**

Warning (Take actions)	Alert (Be prepared)	Watch (Be updated)	No warning (No actions)
-------------------------------	----------------------------	---------------------------	--------------------------------

Sd/-
Nodal Officer,
GKMS Project, RARS Pilicode