

**Bulletin Number: Pilicode/Kkd-66/2020**

**Date: 18/08/2020**



### A. Weather Summary of preceding five days






Rainfall, mm	Max. temp., °C	Min. temp., °C	R. H., %	Wind speed, Km/h
55.4	30.6 – 32.0	23.6 – 26.5	76– 98	00 -06

### B. Weather forecast for next five days

Parameters	19.08.2020	20.08.2020	21.08.2020	22.08.2020	23.08.2020
Rainfall, mm	5	4	5	4	2
Max. Temp, °C	32	32	32	32	32
Min. Temp, °C	24	24	24	24	24
Max. Relative Humidity , %	96	96	96	96	96
Min. Relative Humidity, %	75	75	75	75	75
Wind speed, km/h	10	12	12	12	10
Wind direction, degrees	290	290	290	290	270
Total cloud cover, octa	7	7	7	7	6

### C. Agrometeorological Advisories

Crop	Stages	Problems	Agro-meteorological advisories
<b>General conditions</b>		<p>There will be isolated rainfalls and moderate winds on coming days.</p> <p>Apply 1/3<sup>rd</sup> of nitrogen and half dose of potash at panicle initiation stage of rice.</p> <p>There may be Bud rot and stem bleeding in coconut.</p>	
Paddy	All stages	<p>Blast disease</p> 	Spray Fugijone or Nativo (@ 2ml/litre of water )
		<p>Blue beetle</p> 	<p>Keep the field in water drained condition.</p> <p>After three days, apply kerosene emulsion (at the rate of 15 ml kerosene mixed with 1 L soap solution)</p>

Paddy	Panicle initiation	<p style="text-align: center;">Leaf folder</p> 	<p>If leaf folder attack is seen, unfold the leaves by rolling thorny wires/twigs over the canopy. Attack will be more in shaded conditions. Avoid excessive Nitrogenous fertilizers.</p> <p>If the attack is severe spot spraying of Coragen® @3ml/10 ltr of water is also advised.</p>
Coconut	All stages	<p style="text-align: center;">Stem bleeding</p> 	<p>Chisel out the affected parts and apply Bordeaux paste.</p> <p>Drench the palm basin (2m radius) with 40 litres of 1% Bordeaux mixture.</p> <p>After one month, apply 5 kg Trichoderma enriched neem cake and 500g of Ayar® (micro nutrient mixture)</p>
		<p style="text-align: center;">Bud rot</p> 	<p>As a preventive measure, small perforated sachets containing 2 g of mancozeb may be tied to the top leaf axil. When rains, a small quantity of the fungicide is released from the sachets to the leaf base and thus protecting the palm.</p> <p>Spray 1% Bordeaux mixture on the crown of palms.</p>
Banana	Various stages of growth	<p style="text-align: center;">Rhizome rot</p> 	<p>Ensure good drainage in the garden</p> <p>Drench with Streptocyclin antibiotic (@2g/10L)</p> <p>Or</p> <p>Copperhydroxide (20g/10L) at the basin of the plant.</p>
Areca nut	All stages	<p style="text-align: center;">Mahali disease</p> 	<p>Apply Bordeaux mixture (1%) to the bunch and leaves.</p>

Sd/-  
Nodal Officer,  
GKMS Project, RARS Pilicode