



## Agromet Advisory Bulletin for the District, Kozhikode

(Valid from 21.07.2021 to 25.07.2021)

(Issued jointly by Kerala Agricultural University Regional Agricultural Research Station Pilicode & India Meteorological Department)



Bulletin Number: Pilicode/Kkd-58/2021

Date: 20/07/2021


### A. Weather Summary of preceding five days






Rainfall, mm	Max. temp., °C	Min. temp., °C	R. H., %	Wind speed, Km/h
119.7	25.8 – 30.7	23.5 – 24.9	79 - 98	--



### B. Weather forecast for next four days

Parameters	21-07-2021	22-07-2021	23-07-2021	24-07-2021	25-07-2021
Rainfall, mm	15	16	20	21	16
Max. Temp, °C	31	30	29	29	29
Min. Temp, °C	25	25	24	24	24
Max. Relative Humidity, %	96	96	96	96	96
Min. Relative Humidity, %	78	78	78	78	78
Wind speed, km/h	12	12	8	12	10
Wind direction, degrees	320	320	320	320	290
Total cloud cover, octa	8	8	8	8	8

### C. Agrometeorological Advisories

Crop	Stages	Problems	Agro-meteorological advisories
<b>General conditions</b>		<p><b>Moderate to Isolated Heavy Rainfalls are Very Likely in the district on next five days</b></p> <p>Heavy rainfalls may cause the loss of water soluble plant nutrients, especially micro nutrients .from the soil. Try to find out the deficiency symptoms at the early stages itself and rectify. Only healthy plants can give good yield</p>	
Rice	All stages	<p>Blue beetle</p> 	If attack is seen, apply quinalphos (@ 2ml per litre of water)

Rice	Tillering	<p>Leaf folder</p> 	<p>If leaf folder attack is seen, unfold the leaves by rolling thorny wires/twigs over the canopy. If the attack is severe spot spraying of flubendiamide @ 1.0 ml/10L is recommended. Attack will be more in shaded conditions. Avoid excessive Nitrogenous fertilizers</p>
Paddy	Tillering	<p>Blast disease</p> 	<p>Spray Fujione or Nativo (@ 2ml/litre of water )</p>
Black pepper	All stages	<p>Wilt disease</p> 	<p>Spray Redomil (@2g/litre of water) or copper oxy chloride (@3g/litre of water)</p> <p>Drench the soil in the basins with the same preparation (@ 5 litre per vine) as mentioned above.</p>
Cucurbitaceous vegetables	Vegetative phase	<p>Mosaic disease</p> 	<p>Use only truthfully labelled and certified seeds.</p> <p>Spray a neem based insecticide (@ 4 ml/litre of water) to control the vector insects.</p>
Turmeric	1 to 2 months age	<p>Shoot borer</p> 	<p>Spray Flubendiamide ( Fame -1 ml in10 litres of water ) 2-3 times at weekly interval.</p>

Tapioca		<p>Mosaic disease</p> 	<p>Deterioration of the health of plant and yield loss can be checked with adopting the following measures.</p> <p>Apply dolomite in the basin of the plants (@100g/plant) and incorporate to the soil. After three weeks, apply 25g Factamfos + 10g potash per plant. Also apply one gram zinc sulfate per plant. After 6 weeks apply 10g potash once more.</p> <p>Do not collect setts from these plants for planting during next time.</p>
Banana	Various stages (Nendran var.)	<p>Calcium magnesium deficiency</p> 	<p>Four times incorporation of lime at monthly intervals to the basin of the crop @250g/plant /application is recommended. Also apply magnesium sulphate two times at three months interval, @50g/plant/application. Care should be taken to apply lime at least two weeks before the application of fertilizers.</p>

Sd/-  
Nodal Officer,  
GKMS Project, RARS Pilicode