

**Bulletin Number: Pilicode/Kkd-93/2020**

**Date: 20/11/2020**



### A. Weather Summary of preceding four days






Rainfall, mm	Max. temp., °C	Min. temp., °C	R. H., %	Wind speed, Km/h
60.1	30.6 – 34.8	24.4 – 25.5	68– 96	0-06

### B. Weather forecast for next five days

Parameters	21.11.2020	22.11.2020	23.11.2020	24.11.2020	25.11.2020
Rainfall, mm	6	0	0	0	0.5
Max. Temp, °C	34	34	34	34	34
Min. Temp, °C	25	25	25	25	25
Max. Relative Humidity, %	94	94	94	94	94
Min. Relative Humidity, %	68	68	68	68	68
Wind speed, km/h	12	10	10	8	6
Wind direction, degrees	290	230	200	230	230
Total cloud cover, octa	6	4	2	2	6

### C. Agrometeorological Advisories

Crop	Stages	Problems	Agro-meteorological advisories
<b>General conditions</b>		<p><b>Very low rainfalls may occur in isolated one or two places.</b></p> <p><b>Rice, Copra and Rubber should not be left in the drying yards during night.</b></p>	
Paddy	All stages	<p>Bacterial leaf blight</p> 	<p>Spray supernatant solution of the cow dung water mixture (Dispense 20g cow dung in 1 L of water and filter the solution through muslin cloth). Place bags containing bleaching powder (2kg/acre) in the paddy field at the entry face of running water into the field</p> <p>If the infection is severe spray Streptocyclin 30g/200 L of water for 1acre.</p>
Rice	Various stages	<p>Leaf roller</p> 	<p>If leaf folder attack is seen, unfold the leaves by rolling thorny wires/twigs over the canopy. Attack will be more in shaded conditions. Avoid excessive Nitrogenous fertilizers.</p> <p>If the attack is severe spot spraying of Coragen® @3ml/10 ltr of water is also advised.</p>

Coconut	Various stages	Nut fall / Button shedding 	If nuts fall with the presence of sunken lesions at the perianth region having clear margins, spray the bunches with calyxin (@1ml per litre of water) mixed with a sticking agent, Agrowet (@ 1ml/litre).
Vegetables	Cucurbitaceous vegetables :- Flowering and fruit setting	Melon fruit flies 	Keep pheromone traps. Spray Malathion:- Mix 2 ml of Malathion in one litre of water. Dissolve 10g of jaggery in the solution to attract the flies. Spray this solution on lower sides of the leaves
Vegetables	All stages	Downy mildew on cucurbits 	As a prophylactic measure apply 'Mancozeb' (@ 2g/l of water). If disease appeared, spray Akomin® (@3ml/L) on both surfaces of the leaves, thrice at 15 days interval. Remove and burn out the infested leaves.
Banana	All stages	Pseudostem weevil 	Adopt good field sanitation. Apply Beauveria bassiana @ 20 g/l at 5, 6 and 7 month after planting. If affected, spray fipronil 0.015% (Fipronil 5SC @ 3 ml/l).into the wholes created by weevils on the pseudostem.
Mango	Fruit setting stage	Mango fruit flies 	Collect and destroy the fallen fruits by taking deep pits atleast 60 cm depth. Set up pheromone trap (methyl eugenol trap) @ 1 trap/15 cents.

Sd/-  
Nodal Officer,  
GKMS Project, RARS Pilicode