



Agromet Advisory Bulletin for the District, Kozhikode

(Valid from 22.07.2020 to 26.07.2020)

(Issued jointly by Kerala Agricultural University Regional Agricultural Research Station Pilicode & India Meteorological Department)



Bulletin Number: Pilicode/ Kkd-58/2020

Date: 21/07/2020

A. Weather Summary of preceding five days






Rainfall, mm	Max. temp., °C	Min. temp., °C	R. H., %	Wind speed, Km/h
93.1	25.4 – 32.6	23.4– 25.6	83– 100	00 -16


B. Weather forecast for next five days

Parameters	22.07.2020	23.07.2020	24.07.2020	25.07.2020	26.07.2020
Rainfall, mm	20	10	18	18	5
Max. Temp, °C	33	33	33	33	33
Min. Temp, °C	25	25	25	25	25
Max. Relative Humidity, %	98	98	98	98	98
Min. Relative Humidity, %	83	83	83	83	83
Wind speed, km/h	12	10	18	12	12
Wind direction, degrees	230	270	230	230	230
Total cloud cover, octa	7	7	7	8	6

C. Agrometeorological Advisories

Crop	Stages	Problems	Agro-meteorological advisories
General conditions		<p>There will be rainfalls on coming days.</p> <p>Care should be taken to provide good drainage in the plantations. Adopt total field sanitations.</p>	
Paddy	Tillering	Weed control and fertilizer application	<p>Second dose of fertilizers can be given now. Top dress with 40Kg urea, 15Kg muriate of potash per acre for medium duration varieties and 22Kg urea + 12Kg muriate of potash per acre for short duration varieties. Apply fertilizers on non-rainy day. Before applying fertilizers thoroughly weed the land and the standing water in the field to a thin film level. After 48 hours allow water to stagnate in fields at 5 cm level.</p> <p>Apply fertilizers only on non-rainy days</p>

Coconut planting	<p>The climate is suitable for transplanting of coconut seedlings</p> <p>Take pits of size 1mx1mx1m. In laterite soils 1.2mx1.2mx1.2m sized pits are required.</p> <p>Fill 1/3 portion of the pits with a mixture of topsoil, powdered FYM and wood ash taken in equal proportion. Dig a small pit in the middle of this and plant the seedling, and strengthen it by compacting the soil surrounding the basal nut portion of the seedlings. Provide prop to avoid tilting off of seedlings. Provide bunds around the pits.</p>		
Paddy	Tillering	<p>Blast disease</p> 	Spray Fugione or Nativo (@ 2ml/litre of water)
		<p>Stem borer</p> 	If attack is seen, apply Takumi ® @3g per 10L of water.
Coconut	All stages	<p>Rhinoceros beetle</p>  <p>Dwarf varieties are more vulnerable to the attack.</p>	<p>Take out the beetles from the attacked palm crown using beetle hook. Swab the hole made by the beetles with Bordeaux paste to prevent entry of fungus through the cut surface.</p> <p>Clean the crown and the top most three leaf axils around the spindle may be filled with 250 gm sand which is mixed with 6g ferterra. This should be done thrice in a year ie, during May, September, and January.</p> <p>Keep complete field sanitation.</p>
Banana	All stages	<p>Sigatoka disease</p> 	<p>Cut and remove lower affected leaves and burn them outside the plantation. Never drop such cut leaves in the plantation.</p> <p>Spary Tilt or Contaf (@2ml/litre of water). Apply 20% extra potash, in addition to recommended dose, in the basins.</p>
Black pepper	All stages	<p>Wilt disease</p> 	<p>Spray Redomil (@2g/litre of water) or copper oxy chloride (@3g/litre of water)</p> <p>Drench the soil in the basins with the same preparation (@ 5 litre per vine) as mentioned above.</p>

Cucurbitaceous vegetables	Vegetative phase	<p data-bbox="619 226 807 259">Mosaic disease</p> 	<p data-bbox="906 226 1469 259">Use only truthfully labelled and certified seeds.</p> <p data-bbox="906 277 1485 342">Spray a neem based insecticide (@ 4 ml/litre of water) to control the vector insects.</p>
---------------------------	------------------	---	---

Sd/-
Nodal Officer,
GKMS Project, RARS Pilicode