



Agromet Advisory Bulletin for the District, Kozhikode

(Valid from 22.09.2021 to 26.09.2021)

(Issued jointly by Kerala Agricultural University Regional Agricultural Research Station Pilicode & India Meteorological Department)



Bulletin Number: Pilicode/Kkd-76/2021

Date: 21/09/2021

A. Weather Summary of preceding five days




Rainfall, mm	Max. temp., °C	10.3	R. H., %	Wind speed, Km/h
10.2	33.1 – 31.3	25.7 – 25.3	90.4 – 79.6	6.0 - 00



B. Weather forecast for next five days

Parameters	21-09-2021	22-09-2021	23-09-2021	24-09-2021	25-09-2021
Rainfall, mm	5	5	3	4	5
Max. Temp, °C	33	33	33	32	32
Min. Temp, °C	26	25	25	25	25
Max. Relative Humidity, %	88	88	88	88	88
Min. Relative Humidity, %	75	75	75	75	75
Wind speed, km/h	10	6	10	10	10
Wind direction, degrees	290	270	290	320	290
Total cloud cover, octa	5	6	6	5	5

C. Agrometeorological Advisories

Crop	Stages	Problems	Agro-meteorological advisories
General conditions			Light to moderate rainfalls are Likely on next five days in the district.
			As per extended range forecast, cumulative normal rainfall is likely. The weather is favorable for the spread of fungal diseases like bud rot of coconut, mahali in arecanut, quick wilt in black pepper, rhizome rot diseases in ginger and turmeric. Take care while drying the harvested produces like rubber, cashew nut, copra etc., directly under the sun.

Paddy	Main field for second crop (Mundakan season)	To correct the acidity and iron toxicity problems of midland lateritic soils, apply lime/dolomite @ 2kg/cents (40sq.m) and incorporate thoroughly with the soil at least 14 days before the application of chemical fertilizers. Repeat lime application at the same rate after 30-40 days of transplanting also. Apply FYM/compost @ 20kg/cents and incorporate with the soil along with ploughing.	
	Transplanting	Dip the roots of the seedlings in slurry of pseudomonas (20g pseudomonas/litre of water) for 30 minutes just before transplanting. This will help the seedlings to grow vigorously.	
Coconut	All stages	Bud rot 	<p>In vulnerable areas, as preventive measures apply lime @ 2-3 kg/palm basally and adopt comprehensive nutrient management practices for improving the health of the palms.</p> <p>Detection of disease at its early stage will help to adopt efficient corrective measures. Cut and remove the affected tissues from the crown and apply Bordeaux paste. After that cover the cut surface with polythene sheets to protect it from rain falls until a new leaf emerges.</p> <p>Burn the removed tissues immediately.</p> <p>As a prophylactic measure spray 1% Bordeaux mixture into the top leaves' axils of the surrounding palms</p>
		Quick wilt 	<p>Spray Redomil (@2g/litre of water) or copper oxy chloride (@3g/litre of water)</p> <p>Drench the soil in the basins with the same preparation (@ 5 litre per vine) as mentioned above.</p>
Ginger and Turmeric	All stages	Rhizome rot 	Drain the field. Drench the field with 1% Bordeaux mixture.

Banana	Various stages of growth	<p>Sigatoka leaf spot</p> 	<p>Cut and burn all severely affected leaves. Spray 1% Bordeaux mixture with sticker soon after the appearance of symptoms (5 to 6 sprays at fortnightly intervals). Spray 1% petroleum based mineral oils. Spray 0.1% carbendazim or 0.2% Mancozeb alternatively @ fortnightly intervals.</p>
Areca nut	All stages	<p>Mahali disease</p> 	<p>Apply Bordeaux mixture (1%) to the bunch and leaves.</p>

Sd/-
Nodal Officer,
GKMS Project, RARS Pilicode