

आजादी
का
अमृत महोत्सव



Agromet Advisory Bulletin
Kozhikode District
(Valid from 23.07.2022 to 27.07.2022)



Agromet Advisory Bulletin for the District, Kozhikode

(Valid from 23.07.2022 to 27.07.2022)

(Issued jointly by Kerala Agricultural University Regional Agricultural Research Station Pilicode & India Meteorological Department)



Bulletin Number: Pilicode/Kkd-58/2022

Date: 22/07/2022

A. Weather Summary of preceding four days




Rainfall, mm	Max. temp., °C	Min. temp., °C	R. H., %	Wind speed, Km/h
11.5	30.0 – 31.8	23.8 – 25.2	80 - 96	00 - 00





B. Weather forecast for next four days

Parameters	23-07-2022	24-07-2022	25-07-2022	26-07-2022	27-07-2022
Rainfall, mm	3	2	2	1	5
Max. Temp, °C	31	31	32	32	32
Min. Temp, °C	25	25	25	25	25
Max. Relative Humidity, %	96	96	96	96	96
Min. Relative Humidity, %	80	80	80	80	80
Wind speed, km/h	8	4	4	5	5
Wind direction, degrees	320	340	340	320	320
Total cloud cover, octa	8	8	7	6	8

C. Agrometeorological Advisories

Crop	Stages	Problems	Agro-meteorological advisories
			Light to moderate rainfalls **
<u>General conditions</u>			<p>There will be light to moderate rainfalls (upto 15.5 mm within a time span of 24 hours.) As per the extended there will be rainfalls in the next week also.</p> <p>The sky will be cloudy. High relative humidity will be experienced. The atmospheric temperature will may also be lowered due to rain.</p>
<u>General Recommendations</u>			<p>The increased temperature and humidity that was experienced during the last weeks might have caused the spread of fruiting bodies of fungal diseases like rots and wilts in coconut, arecanut, black pepper, rubber, ginger, banana etc.</p> <p>Keep hygiene in plantations. Infected nuts, leaves and tree parts should be removed from the fields and burnt.</p> <p>Weather conditions will be favourable for the application of fertilizers to the crops. Apply fertilizers based on the actual requirements for the present stage of each crop. For rainfed tree crops, usually fertilizers are applied in two splits in a year. If the first dose is not given so far apply it very soon.</p>

Paddy	Panicle initiation stage	<p>Lower the water level in the field to a thin film thickness. Broadcast second dose of fertilizers. For short duration varieties apply urea 20kg + potash 12 kg per acre of the land. For medium duration varieties apply urea 40kg + potash 15 kg per acre of the land.</p> <p>In places where there is pest and disease incidences use only $\frac{2}{3}$rd of the quantity of urea recommended above.</p>
Paddy	All stages	<p>Blight/Rot</p> <p>In places where flooding occurred, there are chances of appearing blight and decaying of plants. As a precautionary measure place perforated bags which contain bleaching powder (2kg/acre), on the face of entry of water into the fields.</p> <p>If disease appears only, spray fungicide Nativo® (@ 4g per 10 litres of water)</p>
Black pepper	Bearing stage	<p>Pollu beetle</p>  <p>Mix quinalphos 25%EC (@ 2ml per litre) with 1% of Bordeaux mixture and spray</p>
Black pepper	Planting	<p>Wilt disease</p>  <p>As prophylactic measure, apply 150 gram of Trichoderma enriched neem cake - cow dung mixture in the basins of the vines and incorporate thoroughly with the soil.</p>
Black pepper	All stages	<p>Foot rot</p>  <p>As prophylactic measure, apply 150 gram of Trichoderma enriched neem cake - cow dung mixture in the basins of the vines and incorporate thoroughly with the soil.</p> <p>If disease already appeared, drench soil in the plant basins with Redomil 0.2% (2g/litre of water). Spray the same on the leaves also.</p>
Coconut	Fertilizer application	<p>If manuring is not done so far in this season, the first dose of manures and fertilizers should be given very soon. For bearing palms apply FYM/Compost/Green leaf manures @ 25kg/palm. Apply chemical fertilizers also. In general, an adult palm can be given 360g urea + 530g rajphos + 560g potash. Also apply 250g magnesium sulphate and 100g borax per tree. For one year old palm apply only $\frac{1}{3}$rd portion of the dose of manures and fertilizers recommended for the adult tree. Likewise, for two years old palm give $\frac{2}{3}$rd portion of the full dose. The palms with age three years and above should be given the full dose.</p>

Coconut	All stages	<p>Bud rot</p> 	<p>As a preventive measure, small perforated sachets containing 2 g of Mancozeb may be tied to the top leaf axil. When rains, a small quantity of the fungicide is released from the sachets to the leaf base and thus protecting the palm.</p> <p>Spray 1% Bordeaux mixture on the spindle leaf and crown of palms.</p>
Areca nut	Bearing Stage	<p>Mahali disease</p> 	<p>Apply Bordeaux mixture (1%) to the bunch and leaves.</p>
Banana	Various stages of growth	<p>Rhizome rot</p> 	<p>Ensure good drainage in the garden</p> <p>Drench with Streptocyclin antibiotic (@2g/10L)</p> <p>Or</p> <p>Copperhydroxide (20g/10L) at the basin of the plant.</p>
Ginger	Early growth stage	<p>Wilt disease</p> 	<p>Apply lime @ 200 kg per acre of land and thoroughly mix with soil.</p> <p>Use bio control agents, Trichoderma/Pseudomonas.</p> <p>Pull out and destroy the affected plants immediately when the disease is noticed.</p> <p>Drench the fields with 1% Bordeaux mixture</p>
Pig	All Stages	<p>African Fever</p>	<p>Keep the floors of hog houses dry and hygiene. Spread lime on the floors and surroundings of the hog house.</p> <p>Spray Cypermethrin (diluted @1ml per litre of water) on the ground and walls of the hog house and places wherever the pigs are sheltered.</p> <p>Do not allow strangers to visit the piggery.</p> <p>If any incident of animal death occurring in the piggery, report it immediately to the nearest veterinary hospital.</p> <p>Strict vigilance in the piggery is required in places where wild bores are appearing</p>

**** Warning colour codes of rainfall (for disaster management)**

Warning (Take actions)	Alert (Be prepared)	Watch (Be updated)	No warning (No actions)
-------------------------------	----------------------------	---------------------------	--------------------------------

Sd/-
Nodal Officer,
GKMS Project, RARS Pilicode