



Agromet Advisory Bulletin for the District, Kozhikode

(Valid from 23.09.2023 to 27.09.2023)



(Issued jointly by Kerala Agricultural University Regional Agricultural Research Station Pilicode & India Meteorological Department)

Bulletin Number: Pilicode/Kkd-76/2023	Date: 22/09/2023
---------------------------------------	------------------

A. Weather Summary of preceding four days



Rainfall, mm	Max. temp., °C	Min. temp., °C	R. H., %	Wind speed, Km/h
17.2	31.4 – 33.8	24.3 – 26.0	69 - 94	00 - 08






B. Weather forecast for next five days

Parameters	23-09-2023	24-09-2023	25-09-2023	26-09-2023	27-09-2023
Rainfall, mm	4	2	1	2	1
Max. Temp, °C	34	33	33	33	33
Min. Temp, °C	26	25	25	25	25
Max. Relative Humidity, %	94	94	94	94	94
Min. Relative Humidity, %	69	69	69	69	69
Wind speed, km/h	4	4	4	10	4
Wind direction, degrees	290	270	290	320	290
Total cloud cover, octa	8	8	8	8	7

C. Agrometeorological Advisories

Crop	Stages	Problems	Agro-meteorological advisories
	Light to moderate rainfalls **		
General conditions	<p>The sky will be cloudy. High relative humidity will be experienced. The atmospheric temperature will may also be lowered due to rain.</p> <p>There will be isolated light to moderate rainfalls (from 15.6mm to 64.4 mm within a time span of 24 hours) in most places are very likely from September 22nd to September 26th.</p>		
General Recommendations	<p>As rain is forecasted, take care while drying the produces like rubber, copra, vegetable seeds, rice etc. in open conditions.</p> <p>Give strong propping to banana, vegetables and other soft stemmed crop plants.</p> <p>Spraying should be done when there is no rainfall. Adhesive /sticking agents should be used to prevent runoff of pesticide, fungicide etc.</p>		

Rice	Flowering to grain hardening stage for late sown first crop	Drain the fields completely to hasten the grain hardening process.	
Rice	Transplanting stage for second crop	<p>Dip the roots of the seedlings in slurry of pseudomonas (20g pseudomonas/litre of water) for 30 minutes just before transplanting. This will help the seedlings to grow vigorously.</p> <p>Apply fertilizers at the occasion of no rainfalls, after lowering the water and blocking all drainage channels.</p> <p>While transplanting, apply 400g urea, 900g mussooriephos and 150g muriate of potash for the medium duration varieties and 400g urea, 700g mussooriephos and 120g muriate of potash for the short duration varieties to each cent (40 square meter) of land area.</p>	
Coconut	All stages	Drought Management	<ol style="list-style-type: none"> 1) Cut two green leaves from the bottom layer, to reduce the water loss from the tree. 2) Apply coir pith/coir pith compost in the basins to increase water holding capacity 3) Mulch the basins with dried leaves 4) Adopt drip irrigation. This will minimize the irrigation water loss. <p>Protect the newly planted young seedlings from direct sunlight falling on it by providing good shades.</p>
Coconut	All stages	<p>Yellowing of coconut</p> 	<p>Incorporate lime or dolomite @ 2 kg/palm to the basins of the palms. After two weeks, apply borax @ 200g/palm and zinc sulphate @ 100g/palm and magnesium sulphate @ 500g/palm and potash @ 2kg/palm</p>
Coconut	All stages	<p>Basal rot/Ganderma wilt</p> 	<p>Drench the palm basin (2m radius) with hexaconazole (@25ml/25litre of water per palm). Repeat this procedure once more after four months</p> <p>After one month, uniformly spread 5 kg Trichoderma enriched neem cake in the basin and incorporate with the soil</p>

Areca nut	All stages	<p>Mahali disease</p> 	Apply Bordeaux mixture (1%) to the bunch and leaves.
Black pepper	All stages	<p>Foot rot</p> 	As prophylactic measure, apply 150 gram of Trichoderma enriched neem cake - cow dung mixture in the basins of the vines and incorporate thoroughly with the soil. If disease already appeared, drench soil in the plant basins with Redomil 0.2% (2g/litre of water). Spray the same on the leaves also.
Black pepper	Bearing stage	<p>Pollu beetle/disease</p> 	As a pyrolytic measure spray spray 1% Bordeaux mixture mixed with quinalphos (2ml/litre of Bordeaux mixture). If attack is seen spray solution containing hexaconazole (5ml) + cyhalothrin (3ml) per 5 litres of water
Cashew	Pre-bearing stages	<p>Tea mosquito bug</p> 	Prophylactic measures: 1) The fungal biological control agent, <i>Beavaria bassiana</i> can be sprayed @ 20g/L Or 2) Spray 1% Bordeaux mixture mixed with quinalphos (2ml/litre of Bordeaux mixture)
Turmeric/ Ginger	All stages	<p>Rhizome rot</p> 	Drain the field. Drench the field with 1% Bordeaux mixture.

**** Warning colour codes of rainfall (for disaster management)**

Warning (Take actions)	Alert (Be prepared)	Watch (Be updated)	No warning (No actions)
------------------------	---------------------	--------------------	-------------------------

Sd/-
Nodal Officer,
GKMS Project, RARS Pilicode