



# Agromet Advisory Bulletin for the District, Kozhikode

(Valid from 24.02.2021 to 28.02.2021)

(Issued jointly by Kerala Agricultural University Regional Agricultural Research Station Pilicode & India Meteorological Department)



Bulletin Number: Pilicode/Kkd-16/2021

Date: 23/02/2021



## A. Weather Summary of preceding five days





Rainfall, mm	Max. temp., °C	Min. temp., °C	R. H., %	Wind speed, Km/h
10.1	32.1 – 34.0	22.2 – 24.8	60– 96	00-06

## B. Weather forecast for next five days

Parameters	24.02.2021	25.02.2021	26.02.2021	27.02.2021	28.02.2021
Rainfall, mm	0	0	0	0	0
Max. Temp, °C	33	33	33	33	33
Min. Temp, °C	25	24	24	24	24
Max. Relative Humidity, %	95	95	95	95	95
Min. Relative Humidity, %	55	55	55	55	55
Wind speed, km/h	4	6	4	6	6
Wind direction, degrees	270	270	270	270	250
Total cloud cover, octa	3	4	3	4	3

## C. Agrometeorological Advisories

Crop	Stages	Problems	Agro-meteorological advisories
<b>General conditions</b>		<p><b>Few chances for rainfall.</b></p> <p>Dry weather condition is expected during the week. Adopt management practices to minimize water loss from the soil and crops.</p>	
Chilli	All stages	<p>Bacterial wilt</p> 	<p>Keep the field clean and spray antibiotic streptomycin (500mg) 1 capsule per 2 litre or drench the field with COC 2gm/L.</p>
Okra	All stages	<p>Shoot and Fruit borer</p> 	<p>Spray neem oil emulsion @ 5 %, at intervals of 15 to 20 days. Spraying with quinalphos 25 EC (2 ml per litre of water).</p>

Brinjal	Flowering and fruit setting	<p>Shoot and Fruit borer</p> 	<p>Remove and destroy affected fruits and shoots. Spray chlorantraniliprole (coragen 3ml per 10 l of water) 2-3 times at weekly interval.</p>
Vegetables	Different stages	<p>Sucking Pests</p> 	<p>Spray neem based insecticide (@ 4ml insecticide/litre of water). Repeat the spraying at every seven days intervals till flowering. If there is severe attack, spray Actara® (@2g/10 liters of water). Spray the insecticides on both surfaces of the leaves.</p>
Coconut	All stages	<p>Rhinoceros beetle</p>  <p>Dwarf varieties are more vulnerable to the attack.</p>	<p>Take out the beetles from the attacked palm crown using beetle hook. Swab the hole made by the beetles with Bordeaux paste to prevent entry of fungus through the cut surface.</p> <p>Clean the crown and the top most three leaf axils around the spindle may be filled with 250 gm sand which is mixed with 6g ferterra. This should be done thrice in a year ie, during May, September, and January.</p> <p>Keep complete field sanitation.</p>
Mango	Fruit setting stage	<p>Mango fruit flies</p> 	<p>Collect and destroy the fallen fruits by taking deep pits atleast 60 cm depth.</p> <p>Set up pheromone trap (methyl eugenol trap) @ 1 trap/15 cents.</p>
Bovines	<b>Viral diseases like lumpy skin and foot and mouth diseases</b>		<p>Adopt vaccination.</p> <p>Keep cattle sheds and its surroundings hygienic.</p>

Sd/-  
Nodal Officer,  
GKMS Project, RARS Pilicode