



Agromet Advisory Bulletin for the District, Kozhikode

(Valid from 24.12.2022 to 28.12.2022)



(Issued jointly by Kerala Agricultural University Regional Agricultural Research Station Pilicode & India Meteorological Department)

Bulletin Number: Pilicode/Kkd-102/2022 **Date: 23/12/2022**

A. Weather Summary of preceding four days





Rainfall, mm	Max. temp., °C	Min. temp., °C	R. H., %	Wind speed, Km/h
0.0	33.4 – 34.4	21.0 – 23.7	53.2 – 85.0	0.0 – 04.0




B. Weather forecast for next five days

Parameters	24-12-2022	25-12-2022	26-12-2022	27-12-2022	28-12-2022
Rainfall, mm	0	0	0	0.3	4
Max. Temp, °C	34	33	33	33	33
Min. Temp, °C	21	23	23	23	23
Max. Relative Humidity, %	80	80	80	80	80
Min. Relative Humidity, %	45	45	45	45	45
Wind speed, km/h	3	3	4	4	3
Wind direction, degrees	20	20	20	20	20
Total cloud cover, octa	4	5	5	6	7

C. Agrometeorological Advisories

Crop	Stages	Problems	Agro-meteorological advisories
			Light rainfall**
<u>General conditions</u>			Isolated light rainfalls (up to 15.5mm within a time span of 24 hours.) may occur. Low night temperature (minimum 23°C) and high day temperature (maximum 34°C) will be experienced. Hence there will be large difference between day time temperature and night temperature. The atmospheric humidity also will be high (between 65 and 95%).
<u>General Recommendations</u>			The dew and high humidity in the atmosphere during early morning hours may help the rice blast and downy mildew in cucurbits causing fungus to excessively multiply and disseminate their fruiting bodies. Isolated light to moderate rain falls may occur in one or two days in the next five days. Maintain hygiene conditions in crop fields. Infected and fallen nuts, leaves and tree parts should be removed from the fields and burnt.

Rice	All stages	<p>Blast disease</p> 	<p>Spray Fujione (@ 1.5 ml per litre of water) or Nativo (@ 5g per 10 litre of water)</p> <p>Spray Fujione or Nativo (@ 2ml/litre of water)</p>
Black Pepper	All stages	<p>Mealy bugs on the roots</p> <p>Syptoms: Older leaves turns dark yellow. While opening soil in the rootzone, mealy bugs can be seen (as shown in the picture) stuck on the roots.</p> 	<p>Open the top soil. Drench the soil (only if the bug is seen stuck on the roots) with Chlorpyrifos @ 2ml/litre or apply Fipronil granule @ 20g/vine.</p>
Black pepper	All stages	<p>Pollu disease</p> 	<p>Spray hexaconazole (@ 2ml/litre of water)</p>
Black pepper	All stages	<p><u>Root knot nematode:</u></p> <p>Stunted growth and wilt are the external symptom. Gall formations can be seen on the roots of the plants</p>	<p>Apply Trichoderma/ Pochonia enriched farm yard manures in the basins of the crops ,as prophylactic measure.</p> <p>Each plant may be drenched with 10 litres of diluted “Carbosulfan 25EC” insecticide (@ 4ml/litre)</p>
Cucurbitaceo us Vegetables	Flowering and fruit setting	<p>Abnormal flower drops</p>	<p>Immediately after the cessation of rainfalls give a foliar spray of 0.2% boron solution (2g ‘solubor’ in one litre of water)</p>
Cucurbit Vegetables	Planting	<p>Downy mildew</p> 	<p>As a prophylactic measure apply ‘Mancozeb’(@ 2g/l of water). If disease appeared, spray Akomin® (@3ml/L) on both surfaces of the leaves, thrice at 15 days interval. Remove and burn out the infested leaves.</p>

Cucurbitaceo us and Solanaceous Vegetable crops	All stages	<p><u>Root knot nematode:</u></p> <p>Stunted growth and wilt are the external symptom. Gall formations can be seen on the roots of the plants</p>	<p>Apply Trichoderma/ Pochonia enriched farm yard manures in the basins of the crops ,as prophylactic measure.</p> <p>Each plant may be drenched with diluted “Cartap’ insecticide (@ 2g/litre)</p>
Cashew	Flushing and flowering stage	<p>Tea mosquitobug attack and associated fungal diseases</p> 	<p>Prophylactic spray of combination of copper oxychloride (@3g/litre)+ Ekalux (2ml/litre)</p>
Cashew	Flushing stage	<p>Root and stem borer</p> 	<p>Chisel out the grubs and swab the tree trunk with Chlorpyriphos 2 ml /L of water and drench the pesticide solution on to the soil near the root zone to minimize re-infestation. Swabbing (adult trees only) with mud slurry and coal tar kerosene mixture at 1:2 proportion is also recommended as a prophylactic measure.</p>
Areca nut	All Stages	<p>Root nematode</p> 	<p>Drench the trees which are having leaf yellowing symptoms with Carbosulfan-25 EC @ 4 ml/litre of water (at least 3 litre of such preparation may be required for one tree).</p>

**** Warning colour codes of rainfall (for disaster management)**

Warning (Take actions)	Alert (Be prepared)	Watch (Be updated)	No warning (No actions)
-------------------------------	----------------------------	---------------------------	--------------------------------

Sd/-
Nodal Officer,
GKMS Project, RARS Pilicode