



Agromet Advisory Bulletin for the District, Kozhikode

(Valid from 25.01.2023 to 29.01.2023)



(Issued jointly by Kerala Agricultural University Regional Agricultural Research Station Pilicode & India Meteorological Department)

Bulletin Number: Pilicode/Kkd-07/2023

Date: 24/01/2023

A. Weather Summary of preceding five days






Rainfall, mm	Max. temp., °C	Min. temp., °C	R. H., %	Wind speed, Km/h
0.0	33.6 – 34.8	22.0 – 26.0	54.6 – 83.4	0.0 – 06.0





B. Weather forecast for next five days

Parameters	25-01-2023	26-01-2023	27-01-2023	28-01-2023	29-01-2023
Rainfall, mm	5	0	0	0	0
Max. Temp, °C	34	34	34	34	34
Min. Temp, °C	25	25	25	24	24
Max. Relative Humidity, %	89	89	89	89	89
Min. Relative Humidity, %	60	60	60	60	60
Wind speed, km/h	14	6	6	6	6
Wind direction, degrees	320	320	270	290	320
Total cloud cover, octa	8	8	4	5	6

C. Agrometeorological Advisories

Crop	Stages	Problems	Agro-meteorological advisories
			Isolated rainfalls **
<u>General conditions</u>			Isolated rainfalls may occur. Low night temperature (minimum 23°C) and high day temperature (maximum 34°C) will be experienced. Hence there will be large difference between day temperature and night temperature. The atmospheric humidity also will be between 50 and 76%. The sky will be clear.
<u>General Recommendations</u>			Give popping to slender stemmed and easily lodging crops like banana. Manuring vegetable crops may be postponed. Do not allow water stagnation in vegetable cropped lands. If any stagnation occurs drain the land and rake the root zones and incorporate lime, to prevent root decaying and infections. Care should be taken while drying the farm produces like seeds, rice, cashew nuts, rubber, arecanut etc. in open places. Beware of lightning. Do not keep animals in open places. Fungal diseases like blight, leaf spots and wilt may spread in crops. Keep vigilance. Take control measures in the beginning stage of diseases. Restrict the spraying of pesticides/fungicides operations to early morning and evening hours

	when the air is calm.	
Coconut	All stages	<p>Stem bleeding</p>  <p>Chisel out the affected parts and apply Bordeaux paste.</p> <p>Drench the palm basin (2m radius) with 40 litres of 1% Bordeaux mixture.</p> <p>After one month, apply 5 kg Trichoderma enriched neem cake and 500g of Ayar® (micro nutrient mixture)</p>
Mango	Fruit maturing stage	<p>Mango fruit flies</p>  <p>Collect and destroy the fallen fruits by taking deep pits atleast 60 cm depth. Set up pheromone trap (methyl eugenol trap) @ 1 trap/15 cents.</p>
Vegetables	Growth phase	<p>Vegetables Sucking Pests</p>  <p>Spray neem based insecticide (@ 4ml insecticide/litre of water). Repeat the spraying at every seven days intervals till flowering. If there is severe attack, spray Actara® (@3g/litre of water). Spray the insecticides on both surfaces of the leaves.</p>
Bitter gourd	All stages	<p>Fruit fly</p>  <p>Setting up of pheromone trap(Cue lure @1/15 cent)</p> <p>OR</p> <p>Spot application of 10 % jaggery containing 0.1 % malathion@1 spot/40 m² on underside of leaves at fortnight intervals.</p>
Cucurbitaceo us vegetables	All stages	<p>Yellow mosaic virus</p>  <p>Pull out the infected plants and burn or burry them.</p> <p>Spray difenthiuron @ 1g/ litre.</p>

Amaranths'	All stages	<p>Leaf blight</p> 	<p>Avoid overhead irrigation. Irrigate gently the basal regions of the plants. If disease is severe, apply cow dung slurry supernatant (2%) as foliar spray and Pseudomonas flourescens (2%) or Trichoderma viridae (2%) as soil application.</p>
Pumpkin	All stages	<p>Pumpkin beetle</p> 	<p>Apply malathion 50 EC @ 3 ml / litre of water or malathion 50 EC @ 2 ml + neem oil 4ml per litre of water.</p> <p>After irrigation, drench the soil with malathion 50 EC @ 3 ml / litre of water. After the application of insecticide, with hold irrigation on next two days.</p>
Brinjal	Various stages of growth	<p>Epilachna beetle</p> 	<p>Collection and destruction of every stage of the pest. Spray neem seed kernel extract @ 5 %. Apply neem – oil garlic emulsion @ 20 ml per litre.</p>
Bovines	All stage	<p>Lumpy skin</p> 	<p>Adopt vaccination.</p> <p>Keep cattle sheds and its surroundings hygienic.</p>

**** Warning colour codes of rainfall (for disaster management)**

Warning (Take actions)	Alert (Be prepared)	Watch (Be updated)	No warning (No actions)
-------------------------------	----------------------------	---------------------------	--------------------------------

Sd/-
Nodal Officer,
GKMS Project, RARS Pilicode