



Agromet Advisory Bulletin for the District, Kozhikode (Valid from 25.09.2021 to 29.09.2021)

(Issued jointly by Kerala Agricultural University Regional Agricultural Research Station Pilicode & India Meteorological Department)



Bulletin Number: Pilicode/Kkd-77/2021

Date: 24/09/2021

A. Weather Summary of preceding five days




| Rainfall, mm | Max. temp., °C | 10.3 | R. H., % | Wind speed, Km/h |
|--------------|----------------|-------------|-------------|------------------|
| 17.4 | 31.8 – 33.0 | 24.8 – 25.6 | 81.1 – 92.1 | 0.0 – 4.0 |





B. Weather forecast for next five days

| Parameters | 25-09-2021 | 26-09-2021 | 27-09-2021 | 28-09-2021 | 29-09-2021 |
|---------------------------|------------|------------|------------|------------|------------|
| Rainfall, mm | 2 | 2 | 10 | 10 | 12 |
| Max. Temp, °C | 33 | 33 | 32 | 32 | 32 |
| Min. Temp, °C | 25 | 25 | 24 | 24 | 24 |
| Max. Relative Humidity, % | 94 | 94 | 94 | 94 | 94 |
| Min. Relative Humidity, % | 82 | 82 | 82 | 82 | 82 |
| Wind speed, km/h | 10 | 8 | 10 | 8 | 6 |
| Wind direction, degrees | 290 | 270 | 290 | 320 | 290 |
| Total cloud cover, octa | 6 | 7 | 8 | 8 | 8 |

C. Agrometeorological Advisories

| Crop | Stages | Problems | Agro-meteorological advisories |
|----------------------------------|--------|----------|---|
| | | | Light to moderate rainfalls are Likely on next five days in the district. |
| <u>General conditions</u> | | | <p>Light to moderate rainfalls are Likely on next five days in the district. The sky will be cloudy or partially cloudy. Low night temperature and high day temperature will be experienced. Hence there will be large difference between day time temperature and night temperature. The atmospheric humidity also will be high.</p> <p>As per extended range forecast, cumulative normal rainfall is likely.</p> <p>The weather is favorable for the spread of fungal diseases like bud rot of coconut, mahali in arecanut, quick wilt in black pepper, rhizome rot diseases in ginger and turmeric.</p> <p>Take care while drying the harvested produces like rubber, cashew nut, copra etc., directly under the sun.</p> |

| | | | |
|--------------|--|--|---|
| Paddy | Main field for second crop (Mundakan season) | To correct the acidity and iron toxicity problems of midland lateritic soils, apply lime/dolomite @ 2kg/cents (40sq.m) and incorporate thoroughly with the soil at least 14 days before the application of chemical fertilizers. Repeat lime application at the same rate after 30-40 days of transplanting also. Apply FYM/compost @ 20kg/cents and incorporate with the soil along with ploughing. | |
| | Transplanting | Dip the roots of the seedlings in slurry of pseudomonas (20g pseudomonas/litre of water) for 30 minutes just before transplanting. This will help the seedlings to grow vigorously. | |
| Coconut | All stages | Bud rot |  <p>In vulnerable areas, as preventive measures apply lime @ 2-3 kg/palm basally and adopt comprehensive nutrient management practices for improving the health of the palms.</p> <p>Detection of disease at its early stage will help to adopt efficient corrective measures. Cut and remove the affected tissues from the crown and apply Bordeaux paste. After that cover the cut surface with polythene sheets to protect it from rain falls until a new leaf emerges.</p> <p>Burn the removed tissues immediately.</p> <p>As a prophylactic measure spray 1% Bordeaux mixture into the top leaves' axils of the surrounding palms</p> |
| | | Nut rot |  <p>Remove and destroy the dried inflorescence and fallen nuts. Harvest all the matured nuts. After the harvest spray 1% Bordeaux Mixture or Copper oxy chloride (@3g/Litre) on the developing inflorescences and nuts</p> |
| Black pepper | All stages | Quick wilt |  <p>Spray Redomil (@2g/litre of water) or copper oxy chloride (@3g/litre of water)</p> <p>Drench the soil in the basins with the same preparation (@ 5 litre per vine) as mentioned above.</p> |

| | | | |
|---------------------|--------------------------|---|--|
| Ginger and Turmeric | All stages | <p>Rhizome rot</p>  | Drain the field. Drench the field with 1% Bordeaux mixture. |
| Banana | Various stages of growth | <p>Panama wilt</p>  | <p>1. Prophylactic measures:</p> <p>Soil application of Pseudomonas @ 20g/litre of water.</p> <p>Dipping of suckers in carbendazim (@2g/litre of water) solution for 20 minutes before planting</p> <p>2. If disease appears</p> <p>Crop sanitation: Eradication of infected plants and application of lime in the pits (@1kg/pit</p> <p>Drenching with carbendazim, @2g/L of water</p> <p>Spraying propiconazole @1ml/litre of water on leaves of the surrounding plants.</p> |
| Areca nut | All stages | <p>Mahali disease</p>  | Apply Bordeaux mixture (1%) to the bunch and leaves. |
| Brinjal | Seedling | <p>Collar rot</p>  | Spray and drench bavistin (@ 2g/litre) |