



Agromet Advisory Bulletin for the District, Kozhikode

(Valid from 26.10.2022 to 30.10.2022)

(Issued jointly by Kerala Agricultural University Regional Agricultural Research Station Pilicode & India Meteorological Department)



Bulletin Number: Pilicode/Kkd-85/2022

Date: 25/10/2022

A. Weather Summary of preceding five days





Rainfall, mm	Max. temp., °C	Min. temp., °C	R. H., %	Wind speed, Km/h
38	32.0 – 34.1	24.5 – 25.5	66 - 92	00 - 06




B. Weather forecast for next five days

Parameters	26-10-2022	27-10-2022	28-10-2022	29-10-2022	30-10-2022
Rainfall, mm	0.1	0.1	0.1	0.1	0.1
Max. Temp, °C	34	34	34	33	33
Min. Temp, °C	25	25	25	25	25
Max. Relative Humidity, %	92	92	92	92	92
Min. Relative Humidity, %	68	68	68	68	68
Wind speed, km/h	4	2	2	3	2
Wind direction, degrees	290	270	250	270	250
Total cloud cover, octa	3	4	7	5	8

C. Agrometeorological Advisories

Crop	Stages	Problems	Agro-meteorological advisories
			Light to moderate rainfalls are very likely to occur**
<u>General conditions</u>			<p>Isolated heavy rainfalls (up to 115.5 mm within a time span of 24 hours.) may occur.</p> <p>As per the extended range forecast, there will be normal (weekly 73mm) rainfalls during the next two weeks also. The maximum and minimum temperatures will be lower than the normal during the next two weeks.</p> <p>The sky will be cloudy. High relative humidity will be experienced. High atmospheric temperature and heat index will be felt during the rain free intervals.</p>
<u>General Recommendations</u>			<p>The weather is favorable for the cultivation of vegetable crops suitable for both cool season and all seasons.</p> <p>Maintain hygiene conditions in crop fields. Infected and fallen nuts, leaves and tree parts should be removed from the fields and burnt.</p> <p>Provide propping to tender stem crops like banana, tomato etc. Ensure sufficient drainage in crop fields. Give popping to slender stemmed and easily lodging crops like banana, vegetables etc.</p> <p>Take care while drying the harvested produces like rubber, cashew nut, copra etc., directly under the sun. Beware of thunder and lightning.</p>

Paddy	Main field for second crop (Mundakan season)	<p>Apply FYM/compost @ 20kg/cent and incorporate with the soil along with ploughing. To correct the iron toxicity problem of midland lateritic soils, apply lime/dolomite as recommended in the soil test result. If not, apply lime/dolomite @ 2kg/cent (40sq.m) and incorporate thoroughly with the soil at least 14 days before the application of chemical fertilizers. Repeat lime application at the same rate after 30-40 days of transplanting also</p> <p>To prevent the leaching loss of water and nutrients from the fields thoroughly block the crab holes and cracks on the bunds by plastering with mud.</p>
Vegetables	Transplanting/sowing	<p>While preparing the land, incorporate lime @ 4kg/cent to the soil. Use Trichoderma enriched farm yard manure/compost. This will check the spread of wilt diseases.</p> <p>Before transplanting, dip the roots of the seedlings in slurry of pseudomonas (20g pseudomonas/litre of water) for 30 minutes. This will help the seedlings to grow vigorously.</p> <p>Also the seedlings can be sprayed with diluted pseudomonas culture solution (@20ml dissolved in one litre of water).</p>
Rice	Mainfiled	<p>Leaf roller</p>  <p>If leaf folder attack is seen, unfold the leaves by rolling thorny wires/twigs over the canopy. Attack will be more in shaded conditions. Avoid excessive Nitrogenous fertilizers.</p> <p>If the attack is severe spot spraying of Chlorantraniliprole @3ml/10 ltr of water is also advised.</p>
Coconut	All stages	<p>Yellowing of coconut</p>  <p>Incorporate lime 1kg + dolomite 1kg (per palm) to the basin of the palms.</p> <p>After two weeks, apply borax @ 200g/palm and zinc sulphate @ 100g/palm and magnesium sulphate @500g/palm and potash @ 2kg/palm</p>
Banana	All stages	<p>Fusarium wilt</p>  <p>Drench basal soil with bavistin @ 1ml/litre of water</p> <p>Additionally, keep small masculine cloth bag filled with 25-50g beaching powder in the basins of the plants.</p>
Mango	Allstages	<p>Gummosis and die back</p>  <p>Apply Bordeaux paste on the affected portions on the shoots. Drench hexaconazole (@2ml/litre) in the basins.</p>

Turmeric	Different stages	<p>Leaf blight</p> 	<p>Remove the severely affected leaves from the plants and destroy in fire.</p> <p>Spray copper oxy chloride on the plants (@2g/litre of water)</p>
Arecanut	Different stages	<p>Rot</p> 	<p>Cut and remove the leaves and affected parts of spindle leaves. Apply Akomin 3ml/L along with Stickers 2ml/L at 25 days interval. Prophylactic application of Kocide @ 2g/L to the healthy palms is recommended. Apply lime @500g/palm</p>
Vegetables	Planting	<p>Downy mildew on cucurbits</p> 	<p>As a prophylactic measure apply 'Mancozeb'(@ 2g/l of water). If disease appeared, spray Akomin® (@3ml/L) on both surfaces of the leaves, thrice at 15 days interval. Remove and burn out the infested leaves.</p>
Live stock	Above 4 months old	Foot and Mouth diseases	Adopt vaccination for the animals, having age above 4months, from the nearest Veterinary hospital

**** Warning colour codes of rainfall (for disaster management)**

Warning (Take actions)	Alert (Be prepared)	Watch (Be updated)	No warning (No actions)
-------------------------------	----------------------------	---------------------------	--------------------------------

Sd/-
Nodal Officer,
GKMS Project, RARS Pilicode