



आजदी
का
अमृत महोत्सव

Agromet Advisory Bulletin for the District, Kozhikode

(Valid from 27.03.2021 to 31.03.2021)

(Issued jointly by Kerala Agricultural University Regional Agricultural Research Station Pilicode & India Meteorological Department)



Bulletin Number: Pilicode/Kkd-25/2021

Date: 26/03/2021

A. Weather Summary of preceding four days





Rainfall, mm	Max. temp., °C	Min. temp., °C	R. H., %	Wind speed, Km/h
00.0	34.6 – 35.1	26.4 – 27.5	72–86	00 - 04

B. Weather forecast for next five days

Parameters	27-03-21	28-03-21	29-03-21	30-03-21	31-03-21
Rainfall, mm	2	0	15	5	2
Max. Temp, °C	35	35	35	35	35
Min. Temp, °C	27	27	27	27	27
Max. Relative Humidity, %	86	86	86	86	86
Min. Relative Humidity, %	74	74	74	74	74
Wind speed, km/h	4	4	4	4	4
Wind direction, degrees	230	230	270	270	270
Total cloud cover, octa	6	6	7	7	7

C. Agrometeorological Advisories

Crop	Stages	Problems	Agro-meteorological advisories
			<p>According to extended range rainfall forecast, there are chances to get isolated rainfalls in the district.</p> <p>Summer rains have prime role in coping up drought. Hence maximum water harvesting should be ensured in the fields. Clean the rain pits. Cover the soil with dried leaves, especially the basins of crops. The opened tree basins which are partially filled after fertilizer application, can act as very good water harvesting structures. Divert the runoff water to such tree basins by drawing furrows.</p> <p>In rice fallows, organic manure seeds (Daincha, sunhemp, cowpea etc) can be sown during this time. These can be harvested at its 45 days of growth, just before flowering. This will not only help in fixing nitrogen into the soil, but also control the weeds growth in the fields. If there is sufficient soil moisture at the time of harvest, incorporate them into the soil through deep ploughing. Other wise use it for preparation of composts.</p>
	General conditions		

Cucurbit-aceous vegetables	Flowering and fruit setting stage	<p style="text-align: center;">Pumpkin beetle</p> 	If beetle population is found high, spraying of malathion 50 EC or Dimethoate 30 EC @ 500 ml / ha
Arecanut	Bearing palms	<p style="text-align: center;">Inflorescence die back and button shedding</p> 	Warm humid conditions may cause this disease. Spray Hexaconazole (Contaf) 1 ml/litre or Bordeaux mixture 1%. Repeat after 20-25 days.
Mango	Fruit Ripening stage	<p style="text-align: center;">Mango fruit flies</p> 	Harvest matured mangoes before ripening. Mix cool water and boiling water in equal proportion and dissolve common salt at the rate of one tablespoon per liter of the water mix. Dip the harvested matured mangoes in this warm saline solution for two minutes. After that take out the mangoes, wipe the water on them with cotton cloths and keep for ripening.
**Mammalian livestock	Various stages of growth	<p style="text-align: center;">Tick parasites</p>  <p style="text-align: center;">Ticks are the vectors of many severely damaging disease causing organisms like protozoa. Also tick infestation may cause anemia, bloody urine, jaundice etc.</p>	<p>Usually after feeding the ticks fall on the ground and live in small holes in the ground as well as on the walls of the cattle shed. Hence controlled flaming (with dried leaves), the floor and walls of the cattle shed and also the ground where cattle lie outside the shed is advised. At the time of flaming the cattle should be kept temporarily away from the location.</p> <p>Soak cotton clothes in dilute Cypermethrin (1ml per 2 litres of water) solution and wipe the whole body of the cattle once in a week.</p> <p>Spray Cypermethrin (diluted @1ml per litre of water) on the ground and walls of the cattle shed, and also wherever the cattle is sheltered during day time.</p>