



Agromet Advisory Bulletin for the District, Kozhikode

(Valid from 27.08.2022 to 31.08.2022)

(Issued jointly by Kerala Agricultural University Regional Agricultural Research Station Pilicode & India Meteorological Department)



Bulletin Number: Pilicode/Kkd-68/2022

Date: 26/08/2022

A. Weather Summary of preceding four days






Rainfall, mm	Max. temp., °C	Min. temp., °C	R. H., %	Wind speed, Km/h
142.8	25.5 – 30.0	23.0 – 24.1	90 - 98	00 - 00






B. Weather forecast for next four days

Parameters	27-08-2022	28-08-2022	29-08-2022	30-08-2022	31-08-2022
Rainfall, mm	10	5	2	4	5
Max. Temp, °C	30	30	30	32	32
Min. Temp, °C	24	24	24	25	25
Max. Relative Humidity, %	98	98	98	98	98
Min. Relative Humidity, %	92	92	92	92	92
Wind speed, km/h	8	8	6	5	4
Wind direction, degrees	320	320	270	320	340
Total cloud cover, octa	8	7	8	7	5

C. Agrometeorological Advisories

Crop	Stages	Problems	Agro-meteorological advisories
			Light to Moderate rainfalls **
<u>General conditions</u>			<p>There will be light to moderate rainfalls (up 64.4mm within a time span of 24 hours.) There will be thunderstorms in isolated places.</p> <p>As per the extended rainfall forecast, there will be rain during the next week also.</p> <p>The sky will be cloudy. High relative humidity will be experienced. High atmospheric temperature and heat index will be felt during the rain free intervals.</p>
<u>General Recommendations</u>			<p>The prevailing climatic conditions may favour disease causing fungus to spread its fruiting bodies. Hence beware of diseases like rots and wilts in coconut, black pepper, banana, ginger etc. leaf blight and bacterial leaf blight in rice.</p> <p>Maintain hygiene conditions in crop fields. Infected and fallen nuts, leaves and tree parts should be removed from the fields and burnt.</p> <p>Postpone fertilizer application to the crops. Provide propping to tender stem crops like banana, tomato etc. Ensure sufficient drainage in crop fields. Beware of lightning.</p>

Paddy	Flowering to milky stage	<p style="text-align: center;">Rice bug</p> 	<p>Strict vigilance is necessary at milky stage. Keep the field and bunds free of weeds and grasses.</p> <p>If attack is seen apply fish amino acid @ 20 ml/litre.</p>
Paddy	Various stages	<p style="text-align: center;">Blue beetle</p> 	<p>Keep the field in water drained condition.</p> <p>After three days, apply kerosene emulsion (at the rate of 15 ml kerosene mixed with 1 L soap solution)</p>
Paddy	All stages	<p style="text-align: center;">Brown spot disease</p> 	<p>Prophylactic spray of <i>Pseudomonas fluorescens</i> (@ 20g/l) is recommended.</p> <p>If disease appears only, spray fungicide Nativo® (@ 4g per 10 litres of water)</p>
Coconut	All stages	<p style="text-align: center;">Bud rot</p> 	<p>Detection of disease at its early stage will help to adopt efficient corrective measures. Cut and remove the affected tissues from the crown and apply Bordeaux paste. After that cover the cut surface with polythene sheets to protect it from rain falls until new leaf emerges.</p> <p>Burn the removed tissues immediately.</p> <p>As a prophylactic measure spray 1% Bordeaux mixture into the axils of top leaves of the surrounding palms</p>
Cashew	Pre-bearing stages	<p style="text-align: center;">Tea mosquito bug</p> 	<p>Prophylactic measures:</p> <ol style="list-style-type: none"> 1) The fungal biological control agent, <i>Beauveria bassiana</i> can be sprayed @ 20g/L <p style="text-align: center;">Or</p> <ol style="list-style-type: none"> 2) Spray 1% Bordeaux mixture mixed with quinalphos (2ml/litre of Bordeaux mixture)

Black pepper	Bearing stage	<p>Pollu beetle/disease</p> 	<p>As a pyrolytic measure spray spray 1% Bordeaux mixture mixed with quinalphos (2ml/litre of Bordeaux mixture).</p> <p>If attack is seen spray solution containing hexaconazole (5ml) + cyhalothrin (3ml) per 5 litres of water</p>
Banana	Various stages of growth	<p>Sigatoka leaf spot</p> 	<p>There should not be any water stagnation in the basins of the crop.</p> <p>As a prophylactic measure spray Pseudomonas (@ 20g/litre) at fortnight intervals.</p> <p>If disease appears:-Cut and burn all affected leaves. Spray Carbendazim and Mancozeb (@ 2ml per litre) alternatively at fortnight intervals</p>
Ginger and Turmeric	All stages	<p>Rhizome rot</p> 	<p>Drain the field. Drench the field with 1% Bordeaux mixture.</p>
Brinjal	Vegetative phase	<p>Thrips</p> 	<p>Spray “Raksha”, the organic insecticide released by KAU (@10g/litre) on both surface of leaves and stem</p> <p>If attack is severe spray quinalphos @ 2g/l of water</p>
Areca nut	All stages	<p>Mahali disease</p> 	<p>Apply Bordeaux mixture (1%) to the bunch and leaves.</p>

**** Warning colour codes of rainfall (for disaster management)**

Warning (Take actions)	Alert (Be prepared)	Watch (Be updated)	No warning (No actions)
-------------------------------	----------------------------	---------------------------	--------------------------------

Nodal Officer,
GKMS Project, RARS Pilicode