



Agromet Advisory Bulletin for the District, Kozhikode

(Valid from 28.11.2020 to 02.12.2020)

(Issued jointly by Kerala Agricultural University Regional Agricultural Research Station Pilicode & India Meteorological Department)



Bulletin Number: Pilicode/Kkd-95/2020	Date: 27/11/2020
--	-------------------------


A. Weather Summary of preceding four days







Rainfall, mm	Max. temp., °C	Min. temp., °C	R. H., %	Wind speed, Km/h
0.0	33.3 – 34.2	23.4 – 26.2	62– 86	0-06


B. Weather forecast for next five days

Parameters	28.11.2020	29.11.2020	30.11.2020	01.12.2020	02.12.2020
Rainfall, mm	0	0	0	0	2
Max. Temp, °C	33	33	33	33	33
Min. Temp, °C	25	25	25	25	25
Max. Relative Humidity, %	85	85	85	85	85
Min. Relative Humidity, %	62	62	62	62	62
Wind speed, km/h	10	6	8	4	10
Wind direction, degrees	200	230	270	230	230
Total cloud cover, octa	4	7	8	3	7

C. Agrometeorological Advisories

Crop	Stages	Problems	Agro-meteorological advisories
			Very low rainfalls may occur in isolated one or two places.
	General conditions		Rice, Copra and Rubber should not be left in the drying yards during night.
Water conservation		Give mulches in basins to prevent water losses from soil.	

Paddy	All stages	<p>Bacterial leaf blight</p> 	<p>Spray supernatant solution of the cow dung water mixture (Dispense 20g cow dung in 1 L of water and filter the solution through muslin cloth). Place bags containing bleaching powder (2kg/acre) in the paddy field at the entry face of running water into the field</p> <p>If the infection is severe spray Streptocyclin 30g/200 L of water for 1acre.</p>
Rice	Various stages	<p>Leaf roller</p> 	<p>If leaf folder attack is seen, unfold the leaves by rolling thorny wires/twigs over the canopy. Attack will be more in shaded conditions. Avoid excessive Nitrogenous fertilizers.</p> <p>If the attack is severe spot spraying of Coragen® @3ml/10 ltr of water is also advised.</p>
Coconut	Various stages	<p>Nut fall / Button shedding</p> 	<p>If nuts fall with the presence of sunken lesions at the perianth region having clear margins, spray the bunches with calyxin (@1ml per litre of water) mixed with a sticking agent, Agrowet (@ 1ml/litre).</p>
Vegetables	Cucurbitaceous vegetables :- Flowering and fruit setting	<p>Melon fruit flies</p> 	<p>Keep pheromone traps.</p> <p>Spray Malathion:- Mix 2 ml of Malathion in one litre of water. Dissolve 10g of jaggery in the solution to attract the flies. Spray this solution on lower sides of the leaves</p>
Vegetables	All stages	<p>Downy mildew on cucurbits</p> 	<p>As a prophylactic measure apply 'Mancozeb'(@ 2g/l of water). If disease appeared, spray Akomin® (@3ml/L) on both surfaces of the leaves, thrice at 15 days interval. Remove and burn out the infested leaves.</p>
Banana	All stages	<p>Pseudostem weevil</p> 	<p>Adopt good field sanitation.</p> <p>Apply Beauveria bassiana @ 20 g/l at 5, 6 and 7 month after planting.</p> <p>If affected, spray fipronil 0.015% (Fipronil 5SC @ 3 ml/l).into the wholes created by weevils on the pseudostem.</p>

Mango	Fruit setting stage	<p data-bbox="616 129 826 163">Mango fruit flies</p> 	<p data-bbox="906 129 1474 199">Collect and destroy the fallen fruits by taking deep pits atleast 60 cm depth.</p> <p data-bbox="906 219 1474 288">Set up pheromone trap (methyl eugenol trap) @ 1 trap/15 cents.</p>
-------	---------------------	--	---

Sd/-
Nodal Officer,
GKMS Project, RARS Pilicode