



## Agromet Advisory Bulletin for the District, Kozhikode

(Valid from (01.03.2023 to 05.03.2023))



(Issued jointly by Kerala Agricultural University Regional Agricultural Research Station Pilicode & India Meteorological Department)

**Bulletin Number: Pilicode/Kkd-17/2023**

**Date: 28/02/2023**

### A. Weather Summary of preceding four days



Rainfall, mm	Max. temp., °C	Min. temp., °C	R. H., %	Wind speed, Km/h
0.0	33.6 – 35.8	22.9 – 24.2	49.3 – 77.7	00 – 04






### B. Weather forecast for next five days



Parameters	25-02-2023	26-02-2023	27-02-2023	28-02-2023	03-01-2023
Rainfall, mm	0	0	0	0	0
Max. Temp, °C	36	35	35	35	35
Min. Temp, °C	23	23	23	23	23
Max. Relative Humidity, %	83	83	83	83	83
Min. Relative Humidity, %	49	49	49	49	49
Wind speed, km/h	6	8	6	7	8
Wind direction, degrees	270	290	270	250	290
Total cloud cover, octa	3	3	2	3	8

### C. Agrometeorological Advisories

Crop	Stages	Problems	Agro-meteorological advisories
			<b>No rainfall **</b>
<b><u>General conditions</u></b>			No rainfall. Low night temperature (minimum 23°C) and high day temperature (maximum 36°C) will be experienced. Hence there will be large difference between day temperature and night temperature. The atmospheric humidity also will be between 79 and 83%. The sky will be clear. Dry air will be experienced.
<b><u>General Recommendations</u></b>			Fungal diseases like blight, leaf spots and wilt may spread in crops. Keep vigilance. Take control measures in the beginning stage of diseases. Drought Management: 1) Give mulches in crop basins to prevent water loss from soil. 2) Adopt drip irrigation. This will minimize the loss of water. 3) Avoid agricultural activities and pesticide application during 12 AM to 3 PM. 4) Restrict the application of chemical fertilizers and poultry manure in un- irrigated areas.

	<p>5) Apply lime on tree trunk. 6) Spraying of Sulphate of Potash @ 5 g / L at 15 days interval helps to mitigate drought.</p> <p>For mulching, the trashes used should be free of any pest and diseases. Avoid the trashes of the same species as mulch. This will help to prevent the multiplication of crop specific pest and disease causing organisms. Powdering the top soil using a secondary tillage implement and spreading it uniformly over the field, will help to conserve water for a long period of time in the fields.</p> <p>Protect young plants by surrounding them with thatched coconut leaves.</p> <p>Provide plenty of drinking water to the animals and birds to avoid dehydration during day time.</p> <p>Also frequently sprinkle water on to the body of animals and provide fans in their shelter houses.</p>		
Rice	Third crop at tillering stages	<p>Water management</p> 	Do not let the field to completely dry up. If water availability is less practice irrigation only, immediately, whenever hairline cracks are appearing on soil surface.
Coconut	All stages	Drought Management	<ol style="list-style-type: none"> <li>1) Cut two green leaves from the bottom layer, to reduce the water loss from the tree.</li> <li>2) Apply compost/dried leaves in the basins to increase water holding capacity.</li> <li>3) Adopt drip irrigation. This will minimize the irrigation water loss.</li> </ol> <p>Protect the newly planted young seedlings from direct sunlight falling on it by providing good shades.</p>
Coconut	All stages	<p>Leaf eating caterpillar</p> 	<p>Cut the leaves attacked by the caterpillar and destroy totally by putting them in fire.</p> <p>Releasing of biological controlling organisms like '<u>Goniozus</u>' wasp(@20 numbers per plant) or '<u>Bracon</u>' wasp on the trunks of the tree (@30 numbers per plant) is also recommended.</p> <p style="text-align: center;">OR</p> <p>As a prophylactic measure apply the neem-garlic based soap, the 'Raksha' (10-20g soap per litre of water dissolved in water solution.</p>

Mango	Fruit maturing stage	<p>Mango fruit flies</p> 	<p>Collect and destroy the fallen fruits by taking deep pits atleast 60 cm depth.</p> <p>Set up pheromone trap (methyl eugenol trap) @ 1 trap/15 cents.</p>
Bitter gourd	All stages	<p>Fruit fly</p> 	<p>Setting up of pheromone trap(Cue lure @1/15 cent)</p> <p>OR</p> <p>Spot application of 10 % jaggery containing 0.1 % malathion@1 spot/40 m<sup>2</sup> on underside of leaves at fortnight intervals.</p>
Vegetables	Different stages	<p>Sucking Pests</p> 	<p>Spray neem based insecticide (@ 4ml insecticide/litre of water). Repeate the spraying at every seven days intervals till flowering. If there is severe attack, spray Actara® (@3g/litre of water). Spray the insecticides on both surfaces of the leaves.</p>
Okra	All stages	 <p>Shoot and Fruit borer</p>	<p>Spray neem oil emulsion @ 5 %, at intervals of 15 to 20 days.</p> <p>Or</p> <p>Spraying with quinalphos 25 EC (2 ml per litre of water).</p>
Brinjal	Flowering and fruit setting	<p>Shoot and Fruit borer</p> 	<p>Spray neem oil emulsion @ 5 %, at intervals of 15 to 20 days.</p> <p>Or</p> <p>Remove and destroy affected fruits and shoots. Spray chlorantraniliprole (Coragen 3ml per 10 litre of water) 2-3 times at weekly interval.</p>

Cowpea	All stages	<p style="text-align: center;">Aphid</p> 	<p>Spay 3% Neemoil garlic emulsion or Dimethoate @ 2 ml/L</p>
Bovines	All stage	<p style="text-align: center;">Lumpy skin</p> 	<p>Adopt vaccination. Keep cattle sheds and its surroundings hygienic.</p>

**\*\* Warning colour codes of rainfall (for disaster management)**

<b>Warning (Take actions)</b>	<b>Alert (Be prepared)</b>	<b>Watch (Be updated)</b>	<b>No warning (No actions)</b>
-------------------------------	----------------------------	---------------------------	--------------------------------

Sd/-  
Nodal Officer,  
GKMS Project, RARS Pilicode