



Agromet Advisory Bulletin for the District, Kozhikode

(Valid from 29.05.2021 to 02.06.2021)

(Issued jointly by Kerala Agricultural University Regional Agricultural Research Station Pilicode & India Meteorological Department)



Bulletin Number: Pilicode/Kkd-43/2021

Date: 28/05/2021

A. Weather Summary of preceding four days



Rainfall, mm	Max. temp., °C	Min. temp., °C	R. H., %	Wind speed, Km/h
181.0	31.2 – 34.2	21.8 – 26.0	79 - 97	00 - 08



B. Weather forecast for next five days

Parameters	29-05-2021	30-05-2021	31-05-2021	01-06-2021	02-06-2021
Rainfall, mm	4	8	21	8	5
Max. Temp, °C	33	33	33	33	33
Min. Temp, °C	25	25	25	25	25
Max. Relative Humidity, %	97	97	97	97	97
Min. Relative Humidity, %	79	79	79	79	79
Wind speed, km/h	2	2	3	3	4
Wind direction, degrees	320	320	320	320	340
Total cloud cover, octa	4	5	7	7	7

C. Agrometeorological Advisories

Crop	Stages	Problems	Agro-meteorological advisories
			<p>There will be moderate rainfalls. In isolated places thunderstorm with lightning and heavy winds can also be expected.</p> <p>Do not keep harvested produces like rice, rubber, copra, pulses, vegetables, seeds, etc. and fertilizers at open places.</p> <p>Give strong propping to banana, vegetables and other soft stemmed crop plants.</p> <p>The prevailing high humidity together with increased heat index may cause wide spread of fungal diseases like Bud rot in coconut and Mahali in Arecanut, Wilt in Black Pepper and Banana.</p>
	General conditions		

Rice	Land preparation	<p>In places where broadcasting is adopted, apply lime to the soil @ 140 kg/acre of land.</p> <p>Where ever transplanting is adopted, while preparing nursery apply FYM or compost @ 1kg/m² of land. Before sowing treat the seeds with <i>Pseudomonas fluorescens</i> (@ 10g Pseudomonas per kilogram of seeds).</p> <p>Parallely the main field preparations also should be undertaken. All the blocks in the drainage channels should be cleared to ensure good drainage. Remove all the weeds on the bunds. First ploughing can be undertaken. Incorporate lime to the soil @ 140 kg/acre of land while ploughing.</p>
Coconut	All stages	<p>Fertilizer can be applied by opening basins in midlands and hilly areas where there may not be any water stagnation.</p> <p>Open the basins at a radius of 1.8 to 2m; with a slop from the basal of the trunk so that the depth of the basins will be 30cm near its circumference.</p> <p>Uniformly spread dolomite/lime @ 1.0 kg per palm in the basin around the palm. Apply green/green leaf manures @ 25kg/palm.</p> <p>After a week, FYM and the first dose of fertilizers can be applied. For an adult coconut palm with more than three years of age; apply 250g urea + 300g rock phosphate + 400g potash + 250g magnesium sulfate, around the basin leaving 1.5m distance from the trunk.</p> <p>The seedlings can be supplied with 1/10th of the above dose during the year of planting. The one year old palms should be provided with 1/3rd of the dose and second year old palms with 2/3rd of the adult dose. From three year age onwards the adult dose is recommended</p> <p>NB:- This is a general recommendation under ordinary management conditions. Depending on the varieties and management conditions, the fertilizer dozes can be adjusted based on soil test values.</p>
		<p style="text-align: center;">Bud rot</p>  <p>Detection of disease at its early stage will help to adopt efficient corrective measures.</p> <p>Cut and remove the affected tissues from the crown and apply Bordeaux paste. After that cover the cut surface with polythene sheets to protect it from rain falls until new leaf emerges.</p> <p>Burn the removed tissues immediately.</p> <p>Spray 1% Bordeaux mixture into the axils of top leaves of the surrounding palms</p>
Black pepper	All stages	<p style="text-align: center;">Foot rot</p>  <p>As prophylactic measure, apply 150 gram of Trichoderma enriched neem cake - cow dung mixture in the basins of the vines and incorporate thoroughly with the soil.</p> <p>If disease already appeared, drench soil in the plant basins with Redomil 0.2% (2g/litre of water). Spray the same on the leaves also.</p>

Areca nut	Bearing Stage	<p>Mahali disease</p> 	Apply Bordeaux mixture (1%) to the bunch and leaves.
Banana	Various stages of growth	<p>Sigatoka leaf spot</p> 	Cut and burn all affected leaves. Spray Propiconazole or Hexaconazole (@ 2ml per litre)

Sd/-
Nodal Officer,
GKMS Project, RARS Pilicode