



## Agromet Advisory Bulletin for the District, Kozhikode

(Valid from 29.09.2020 to 04.10.2020)

(Issued jointly by Kerala Agricultural University Regional Agricultural Research Station Pilicode & India Meteorological Department)



Bulletin Number: Pilicode/Kkd-78/2020

Date: 29/09/2020


### A. Weather Summary of preceding five days






Rainfall, mm	Max. temp., °C	Min. temp., °C	R. H., %	Wind speed, Km/h
5.2	31.0 – 32.6	25.0 – 25.7	73– 95	00 -10

### B. Weather forecast for next five days

Parameters	30.09.2020	01.10.2020	02.10.2020	03.10.2020	04.10.2020
Rainfall, mm	15	2	0.5	0	0
Max. Temp, °C	32	33	33	33	32
Min. Temp, °C	26	26	26	26	26
Max. Relative Humidity, %	95	95	95	95	95
Min. Relative Humidity, %	71	71	71	71	71
Wind speed, km/h	10	10	12	12	10
Wind direction, degrees	290	270	270	270	270
Total cloud cover, octa	7	7	6	5	4

### C. Agrometeorological Advisories

Crop	Stages	Problems	Agro-meteorological advisories
			<b>Thunder storm is likely on 30.09.2020. The southwest monsoon will withdraw gradually.</b>
			Use short duration rice variety seeds for the second crop wherever there is difficulty in availability of water for irrigation, especially during flowering and grain filling stages of the crop.
Coconut	All stages	Rhinoceros beetle 	Take out the beetles from the attacked palm crown using beetle hook. Swab the hole made by the beetles with Bordeaux paste to prevent entry of fungus through the cut surface. Clean the crown and the top most three leaf axils around the spindle may be filled with 250 gm sand which is mixed with 6g ferterra. This should be done thrice in a year ie, during May, September, and January.
		Dwarf varieties are more vulnerable to the attack.	Keep complete field sanitation.

Coconut	All stages	<p><b>Stem bleeding</b></p> 	<p>Chisel out the affected parts and apply Bordeaux paste.</p> <p>Drench the palm basin (2m radius) with 40 litres of 1% Bordeaux mixture.</p> <p>After one month, apply 5 kg Trichoderma enriched neem cake and 500g of Ayar® (micro nutrient mixture)</p>
Coconut	All stages	<p><b>Bud rot</b></p> 	<p>As a preventive measure, small perforated sachets containing 2 g of mancozeb may be tied to the top leaf axil. When rains, a small quantity of the fungicide is released from the sachets to the leaf base and thus protecting the palm.</p> <p>Spray 1% Bordeaux mixture on the crown of palms.</p>
Banana	Various stages of growth	<p><b>Sigatoka leaf spot</b></p> 	<p>Cut and burn all severely affected leaves. Spray 1% Bordeaux mixture with sticker soon after the appearance of symptoms (5 to 6 sprays at fortnightly intervals). Spray 1% petroleum based mineral oils. Spray 0.1% carbendazim or 0.2% Mancozeb alternatively @ fortnightly intervals. Spray Azoxystrobin, Tebuconazole, Difenconazole (0.1%).</p>
Chilli	Nursery /Seedlings	<p><b>Damping off</b></p> 	<p>Uprooting and burning of the affected plants.</p> <p>Spraying the crop with copper oxychloride @ 4g /litre of water.</p>
Papaya	All stages	<p><b>Papaya leaf curl</b></p> 	<p>Remove the affected plants and burn them immediately.</p>

Sd/-  
Nodal Officer,  
GKMS Project, RARS Pilicode