



# Agromet Advisory Bulletin for the District, Kozhikode

(Valid from 30.09.2023 to 04.10.2023)



(Issued jointly by Kerala Agricultural University Regional Agricultural Research Station Pilicode & India Meteorological Department)

Bulletin Number: Pilicode/Kkd-78/2023	Date: 29/09/2023
---------------------------------------	------------------

## A. Weather Summary of preceding four days





Rainfall, mm	Max. temp., °C	Min. temp., °C	R. H., %	Wind speed, Km/h
79.4	29.7 – 33.6	23.9 – 26.0	69.0 – 98.0	01 - 04






## B. Weather forecast for next five days


Parameters	30-09-2023	01-10-2023	02-10-2023	03-10-2023	04-10-2023
Rainfall, mm	7	3	6	4	2
Max. Temp, °C	30	30	30	32	30
Min. Temp, °C	24	24	24	24	25
Max. Relative Humidity, %	95	95	95	95	95
Min. Relative Humidity, %	83	83	83	83	83
Wind speed, km/h	4	3	5	4	3
Wind direction, degrees	200	200	230	230	250
Total cloud cover, octa	8	8	8	8	7

## C. Agrometeorological Advisories

Crop	Stages	Problems	Agro-meteorological advisories
			<b>Isolated heavy rainfalls **</b>
<b>General conditions</b>			<p>The sky will be cloudy. High relative humidity will be experienced.</p> <p>There will be isolated heavy rainfalls (up to 115.5 mm within a time span of 24 hours.) in most places are very likely from September 29<sup>th</sup> to October 1<sup>st</sup>.</p> <p>There will be light to moderate rainfalls (from 15.6mm to 64.4 mm within a time span of 24 hours) in most places are very likely on October 2<sup>th</sup> and October 3<sup>rd</sup>.</p>
<b>General Recommendations</b>			<p>Keep all drainage channels opened in the cultivated areas</p> <p>Transport perishable produces like rubber, copra, pulses, vegetables, seeds, etc. and animal feeds and fertilizers from open places to store houses. Collect and store sufficient feeds for the livestock. Keep the seeds fertilizers and cattle feeds on moisture free and elevated plant forms.</p> <p>Beware of heavy wind. Don't rest under the trees and in weak shelters.</p> <p>Neither keep the livestock in open places, nor allow them for grazing. They should be sheltered under strong roofs.</p>

	Postpone activities like fertilizer application, sowing etc. till climatic conditions become favorable. Don't go for any agricultural operations if there is extremely heavy rainfalls. Stay safe and listen for alerts from district disaster management authorities.		
Rice	Flowering to grain hardening stage for late sown first crop	Drain the fields completely to hasten the grain hardening process.	
Rice	Transplanting stage for second crop	Dip the roots of the seedlings in slurry of pseudomonas (20g pseudomonas/litre of water) for 30 minutes just before transplanting. This will help the seedlings to grow vigorously. Apply fertilizers at the occasion of no rainfalls, after lowering the water and blocking all drainage channels. While transplanting, apply 400g urea, 900g mussooriephos and 150g muriate of potash for the medium duration varieties and 400g urea, 700g mussooriephos and 120g muriate of potash for the short duration varieties to each cent (40 square meter) of land area.	
Rice	All stages	Case worm 	Destroy the dislodged larvae. After pulling a rope swabbed with kerosene or engine oil. Drain away the water from the fields. Broadcast the mixture containing 1L of kerosene in 25 kg of saw dust or sand in the field.
Rice	Tillering	Leaf folder 	If leaf folder attack is seen, unfold the leaves by rolling thorny wires/twigs over the canopy. If the attack is severe spot spraying of flubendiamide 39.35%SC @ 1.0 ml/10L is recommended. Attack will be more in shaded conditions. Avoid excessive Nitrogenous fertilizers
Coconut	All stages	Yellowing of coconut 	Incorporate lime or dolomite @ 2 kg/palm to the basins of the palms. After two weeks, apply borax @ 200g/palm and zinc sulphate @ 100g/palm and magnesium sulphate @ 500g/palm and potash @ 2kg/palm
Areca nut	All stages	Mahali disease 	Apply Bordeaux mixture (1%) to the bunch and leaves.

Black pepper	All stages	<p>Foot rot</p> 	<p>As prophylactic measure, apply 150 gram of Trichoderma enriched neem cake - cow dung mixture in the basins of the vines and incorporate thoroughly with the soil. If disease already appeared, drench soil in the plant basins with Redomil 0.2% (2g/litre of water). Spray the same on the leaves also.</p>
Black pepper	Bearing stage	<p>Pollu beetle/disease</p> 	<p>As a pyrolytic measure spray spray 1% Bordeaux mixture mixed with quinalphos (2ml/litre of Bordeaux mixture).</p> <p>If attack is seen spray solution containing hexaconazole (5ml) + cyhalothrin (3ml) per 5 litres of water</p>
Banana	Various stages of growth	<p>Rhizome rot</p> 	<p>Ensure good drainage in the garden</p> <p>Drench with Streptocyclin antibiotic (@2g/10L)</p> <p>Or</p> <p>Copperhydroxide (20g/10L) at the basin of the plant.</p>
Cashew	Pre-bearing stages	<p>Tea mosquito bug</p> 	<p>Prophylactic measures:</p> <p>1) The fungal biological control agent, <i>Beauveria bassiana</i> can be sprayed @ 20g/L</p> <p><b>Or</b></p> <p>2) Spray 1% Bordeaux mixture mixed with quinalphos (2ml/litre of Bordeaux mixture)</p>
Turmeric/ Ginger	All stages	<p>Rhizome rot</p> 	<p>Drain the field. Drench the field with 1% Bordeaux mixture.</p>
Livestock (Cows/Goats)	Any stage	<p>Foot rot disease</p>	<p>Avoid water stagnation in and around the shelter houses. Adopt complete hygiene conditions for the animals. Wash the foot in 0.2% Potassium permanganate solution (2g potassium permanganate per litre of water) and dry the foot with cotton clothes.</p>

Cow	Any stage	<p style="text-align: center;"><b>FMD</b> (Foot and Mouth disease)</p> 	<p>Foot and Mouth disease is a highly transmissible disease caused by infection with an Aphthovirus. The infection results in vesicular lesions in and around the mouth and on the feet, resulting in the reluctance of an animal to eat or move. <b>Prevention:</b> Ensure hygienic conditions for the individual animals as well as their shelter and its surroundings. Boost the immunity of cattle by supplementing feeds with vitamins and minerals containing health tonics. If disease appears, give medication under the supervision of a Veterinary doctor immediately.</p>
-----	-----------	--	--

**\*\* Warning colour codes of rainfall (for disaster management)**

<b>Warning (Take actions)</b>	<b>Alert (Be prepared)</b>	<b>Watch (Be updated)</b>	<b>No warning (No actions)</b>
-------------------------------	----------------------------	---------------------------	--------------------------------

Sd/-  
Nodal Officer,  
GKMS Project, RARS Pilicode