



# Agromet Advisory Bulletin for the District, Kozhikode

(Valid from 01.05.2024 to 05.05.2024)



(Issued jointly by Kerala Agricultural University Regional Agricultural Research Station Pilicode & India Meteorological Department)

Bulletin Number: Pilicode/Kkd-35/2024      Date: 30/04/2024

## A. Weather Summary of preceding five days





Rainfall, mm	Max. temp., °C	Min. temp., °C	R. H., %	Wind speed, Km/h
0.0	37.4 – 38.1	28.6 – 30.0	62 – 75	00- 06





## B. Weather forecast for next five days


Parameters	01-05-2024	02-05-2024	03-05-2024	04-05-2024	05-05-2024
Rainfall, mm	0.1	1	0	0.4	3
Max. Temp, °C	39	39	39	39	39
Min. Temp, °C	30	30	30	28	28
Max. Relative Humidity, %	75	75	75	75	75
Min. Relative Humidity, %	64	64	64	64	64
Wind speed, km/h	4	4	4	4	4
Wind direction, degrees	270	270	270	250	270
Total cloud cover, octa	7	8	7	8	8

## C. Agrometeorological Advisories

Crop	Stages	Problems	Agro-meteorological advisories
<b>General conditions</b>	<b>No rain **</b>		
	No rainfall. Temperatures will be higher during the day. Atmospheric humidity will be normal.		
<b>General Recommendations</b>	<p>Mulch the crop basins.</p> <p>Irrigate the crop when the water is available in the evening or early morning. Adopt drip irrigation method for maximum water use efficiency.</p> <ol style="list-style-type: none"> <li>1. Arrange for irrigation facilities from available water resources.</li> <li>2. Remove weeds from the soil to reduce transpiration losses. Powder the soil to dust by breaking the clods. This will act as good soil mulch to prevent evaporation loss of water.</li> <li>3. Well drained areas where lifesaving irrigation possible ragi and millets cause cultivated.</li> <li>4. Take care of controlling of sucking pests; control/minimize the insect and pest incidence with IPM.</li> <li>5. Repair and rejuvenate local water bodies before the rainy season.</li> </ol>		

Coconut	All stages	Drought Management	<ol style="list-style-type: none"> <li>1) Cut two green leaves from the bottom layer, to reduce the water loss from the tree.</li> <li>2) Apply compost/dried leaves in the basins to increase water holding capacity.</li> <li>3) Adopt drip irrigation. This will minimize the irrigation water loss.</li> </ol> <p>Take care of controlling of sucking pests; control/minimize the insect and pest incidence with IPM.</p>
Coconut	Various growth stages	<p>Rugose White fly</p> 	<p>As this is a sap sucking pest, its infestation will be heavy during the hot and dry climatic periods.</p> <p>The sticking property of the gum secreted by the insects may lose in moist conditions. Adopting mulching and irrigations may help the plants to keep the leaves' surfaces moist. On young palms intermittently sprinkle water on the leaves also.</p>
Black pepper	Different stages	<p>Wilting due to drought</p> 	<p>Protect the plants from direct sunlight by smothering the basal portions of the vines with dried banana leaves, plated coconut leaves etc.. Give protective irrigations one in every two weeks.</p>
Banana	Various stages of growth	<p>Yellowing of leaf/Sigatoka leaf spot etc.</p> 	<p>As a profiliatic measure drench the plant basins with Pseudomonas solution (scale: 20 g Pseudomonas/litre of water)</p>
Cowpea	Various stages	<p>Red spider mite</p> 	<p>Spray Spiromecifen 0.7 ml per litre on upper and lower sides of the leaves</p>

Cashew	Harvesting stage	<p>Root and stem borer</p> 	<p>Chisel out the grubs and swab the tree trunk with Carbosulfan 3ml/ /L of water and also drench the pesticide solution on to the soil near the root zone to minimize infestation.</p> <p>Swabbing (adult trees only) with mud slurry and coal tar kerosene mixture at 1:2 proportion is also recommended as a prophylactic measure.</p> <p>The exposed roots if any should be covered with soil.</p>
Arecanut	Bearing palms	<p>Inflorescence die back and button shedding</p> 	<p>Warm humid conditions may cause this disease. Spray Hexaconazole (Contaf) 1 ml/litre or Bordeaux mixture 1%. Repeat after 20-25 days.</p>
Poultry and pet birds	Different stages	<p>Summer stress</p> 	<p>To combat heat stress, the poultry sheds should be protected from direct sunlight, roofing can be painted white to reflect heat, fans can be fitted, cool water can be sprayed, plenty of clean water can be provided with ice, glucose and 0.1 % sodium bicarbonate, feed offered during the cooler parts of the day can be supplemented with 20% extra vitamins, phosphorous and vitamin C.</p>
Animal Husbandry	All stages	<p>Summer Stress</p> 	<p>The rise in temperature will affect the thermoregulatory mechanism of dairy cattle. This will cause increase in body temperature, rapid shallow breathing, increased heart rate, profuse salivation, and reduced feed intake. This in turn results in severe production loss and reduced breeding efficiency in dairy cattle.</p> <p>Provide pure drinking water to the dairy cattle (45 to 60 litres of water), Allow grazing only during the cooler parts of the day. Provide shading. Shelter them in thatched roofings of minimum 9 ft. height with ample ventilation. Providing fans, misting and fogging assembly in cattle sheds will help them to regulate body temperature. Also ensure minerals fortified feeds.</p>

Cow	Milking stage Milking stage	Cow pox Cow pox 	<p>This disease is caused by a virus, which affects the udder of milking cows. Initially small eruptions are formed on the affected udder. In later stages these eruptions rupture and wounds are formed. Due to pain the animals may not cooperate with milking.</p> <p>Mix boric acid with glycerin or coconut oil. Prepare this in a paste form and apply in the wounds.</p>
-----	--------------------------------	---	---

**\*\* Warning colour codes of rainfall (for disaster management)**

<b>Warning (Take actions)</b>	<b>Alert (Be prepared)</b>	<b>Watch (Be updated)</b>	<b>No warning (No actions)</b>
-------------------------------	----------------------------	---------------------------	--------------------------------

Sd/-  
Nodal Officer,  
GKMS Project, RARS Pilicode