



# Agromet Advisory Bulletin for the District, Kozhikode

(Valid from 31.12.2022 to 04.01.2023)



(Issued jointly by Kerala Agricultural University Regional Agricultural Research Station Pilicode & India Meteorological Department)

**Bulletin Number: Pilicode/Kkd-104/2022**      **Date: 30/12/2022**

## A. Weather Summary of preceding four days






Rainfall, mm	Max. temp., °C	Min. temp., °C	R. H., %	Wind speed, Km/h
0.0	33.9 – 34.5	24.9 – 26.3	66.2 – 88.3	0.0 – 04.0




## B. Weather forecast for next five days

Parameters	31-12-2022	01-01-2023	02-01-2023	03-01-2023	04-01-2023
Rainfall, mm	0	0	0	0	0
Max. Temp, °C	35	35	35	35	35
Min. Temp, °C	24	24	24	24	24
Max. Relative Humidity, %	88	88	88	88	88
Min. Relative Humidity, %	66	66	66	66	66
Wind speed, km/h	3	4	4	4	2
Wind direction, degrees	270	270	270	290	270
Total cloud cover, octa	5	2	3	5	5

## C. Agrometeorological Advisories

Crop	Stages	Problems	Agro-meteorological advisories
			<b>No rainfall **</b>
<b><u>General conditions</u></b>			No rainfall. Low night temperature (minimum 23°C) and high day temperature (maximum 34°C) will be experienced. Hence there will be large difference between day time temperature and night temperature. The atmospheric humidity also will be high (between 65 and 95%).
<b><u>General Recommendations</u></b>			The dew and high humidity in the atmosphere during early morning hours may help the rice blast and downy mildew in cucurbits causing fungus to excessively multiply and disseminate their fruiting bodies. Isolated light to moderate rain falls may occur in one or two days in the next five days.  Maintain hygiene conditions in crop fields. Infected and fallen nuts, leaves and tree parts should be removed from the fields and burnt.

Rice	All stages	<p>Blast disease</p> 	<p>Spray Fujione (@ 1.5 ml per litre of water) or Nativo (@ 5g per 10 litre of water)</p> <p>Spray Fujione or Nativo (@ 2ml/litre of water)</p>
Coconut	All stages	<p>Rhinoceros beetle</p>  <p>Dwarf varieties and young palms are more vulnerable to the attack.</p>	<p>Old fishnets can be used for controlling the pest. Cut the nets into pieces of size 1m x 0.5m. Keep the middle portion of the net, lengthwise into the axils of 3<sup>rd</sup> and 4<sup>th</sup> leaf whirls of the palm. Push the net firmly with small stones into the axils. The hanging sides of the net should be kept open. The beetles will be trapped in the nets and get destroyed. Care should be taken to move the nets to upper leaf axils accordingly while fresh leaves are emerging.</p>
Black pepper	All stages	<p>Pollu disease</p> 	<p>Spray hexaconazole (@ 2ml/litre of water)</p>
Cucurbit Vegetables	Planting	<p>Downy mildew</p> 	<p>As a prophylactic measure apply 'Mancozeb' (@ 2g/l of water). If disease appeared, spray Akomin® (@3ml/L) on both surfaces of the leaves, thrice at 15 days interval. Remove and burn out the infested leaves.</p>
Banana	All stages	<p>Pseudostem weevil</p> 	<p>Adopt field sanitation.</p> <p>Remove the affected parts and burn it using kerosene.</p> <p>Apply Beauveria bassiana @ 20 g l<sup>-1</sup> at 5, 6 and 7 month after planting.</p>

Mango	Flowering stage	Mango hoppers 	Spray Azadirachtin (@5ml/litre Azadirachtin 3000pmm)
Mango	Different stages	Anthraxnose disease 	Spray copper oxy chloride or hexaconazole (@ 2ml/litre of water)
Jack	Various stages	Fruit fall due to fungal infections 	Spray Bordeaux mixture (1% strength).

**\*\* Warning colour codes of rainfall (for disaster management)**

<b>Warning (Take actions)</b>	<b>Alert (Be prepared)</b>	<b>Watch (Be updated)</b>	<b>No warning (No actions)</b>
-------------------------------	----------------------------	---------------------------	--------------------------------

Sd/-  
Nodal Officer,  
GKMS Project, RARS Pilicode