



Agromet Advisory Bulletin for the District, Kozhikode

(Valid from 01.11.2023 to 05.11.2023)



(Issued jointly by Kerala Agricultural University Regional Agricultural Research Station Pilicode & India Meteorological Department)

Bulletin Number: Pilicode/Kkd-87/2023	Date: 31/10/2023
---------------------------------------	------------------

A. Weather Summary of preceding five days




Rainfall, mm	Max. temp., °C	Min. temp., °C	R. H., %	Wind speed, Km/h
0.4	33.4 – 34.9	25.4 – 26.4	63 – 90	00 - 06







B. Weather forecast for next five days

Parameters	01-11-2023	02-11-2023	03-11-2023	04-11-2023	05-11-2023
Rainfall, mm	10	9	8	15	9
Max. Temp, °C	35	34	34	34	35
Min. Temp, °C	26	25	25	25	25
Max. Relative Humidity, %	90	88	88	94	92
Min. Relative Humidity, %	68	70	70	74	76
Wind speed, km/h	2	2	2	2	2
Wind direction, degrees	270	320	250	270	270
Total cloud cover, octa	8	8	8	8	8

C. Agrometeorological Advisories

Crop	Stages	Problems	Agro-meteorological advisories
	Isolated heavy rainfalls **		
General conditions	The sky will be cloudy. High relative humidity will be experienced. The atmospheric temperature will come down.		
	There will be light rainfalls (from 2.5mm to 15.5 mm within a time span of 24 hours) in most places on November 01 st and November 02 nd . There will be Isolated heavy rainfalls (up to 115.5 mm within a time span of 24 hours) in most places on October 31 st , November 03 rd and November 04 th .		
General Recommendations	Keep all drainage channels opened in the cultivated areas		
	Transport perishable produces like rubber, copra, pulses, vegetables, seeds, etc. and animal feeds and fertilizers from open places to store houses. Collect and store sufficient feeds for the livestock. Keep the seeds fertilizers and cattle feeds on moisture free and elevated plant forms.		
	Beware of heavy wind. Don't rest under the trees and in weak shelters.		
	Neither keep the livestock in open places, nor allow them for grazing. They should be sheltered under strong roofs.		
Postpone activities like fertilizer application, sowing etc. till climatic conditions become			

	favorable. Don't go for any agricultural operations if there is extremely heavy rainfalls. Stay safe and listen for alerts from district disaster management authorities.		
Vegetables	Transplanting/ sowing	<p>While preparing the land, incorporate lime @ 4kg/cent to the soil. Use Trichoderma enriched farm yard manure/compost. This will check the spread of wilt diseases.</p> <p>Before transplanting, dip the roots of the seedlings in slurry of pseudomonas (20g pseudomonas/litre of water) for 30 minutes. This will help the seedlings to grow vigorously.</p> <p>Also the seedlings can be sprayed with diluted pseudomonas culture solution (@20ml dissolved in one litre of water).</p>	
Coconut	All stages	<p style="text-align: center;">Bud rot</p> 	<p>Detection of disease at its early stage will help to adopt efficient corrective measures. Cut and remove the affected tissues from the crown and apply Bordeaux paste. After that cover the cut surface with polythene sheets to protect it from rain falls until new leaf emerges.</p> <p>Burn the removed tissues immediately.</p> <p>As a prophylactic measure spray 1% Bordeaux mixture into the axils of top leaves of the surrounding palms</p>
Coconut	All stages	<p style="text-align: center;">Red palm weevil</p> 	<p>The palms can be saved only if the attack is diagnosed at an early stage. Hence more frequently inspect the palms. The attack can be diagnosed by the presence of yellowing of upper and middle whorls of leaves and holes at the jointing region of leaf petioles to the trunk. Insect excrement, pupal cases etc. may also be seen in the crown or basins of the palms.</p> <p>Control: Prepare Imidachlorprid solution (@ 1ml/litre of water) and fill in the holes. Adopt field sanitation.</p>
Black pepper	All stages	<p style="text-align: center;">Foot rot</p> 	<p>As prophylactic measure, apply 150 gram of Trichoderma enriched neem cake - cow dung mixture in the basins of the vines and incorporate thoroughly with the soil. If disease already appeared, drench soil in the plant basins with Redomil 0.2% (2g/litre of water). Spray the same on the leaves also.</p>

Banana	Various stages of growth	<p>Sigatoka leaf spot</p> 	<p>There should not be any water stagnation in the basins of the crop.</p> <p>As a prophylactic measure spray Pseudomonas (@ 20g/litre) at fortnight intervals.</p> <p>If disease appears:-Cut and burn all affected leaves. Spray Carbendazim and Mancozeb (@ 2ml per litre) alternatively at fortnight intervals</p>
Cashew	Pre-bearing stages	<p>Tea mosquito bug</p> 	<p>Prophylactic measures:</p> <p>1) The fungal biological control agent, <i>Beauveria bassiana</i> can be sprayed @ 20g/L</p> <p style="text-align: center;">Or</p> <p>2) Spray 1% Bordeaux mixture mixed with quinalphos (2ml/litre of Bordeaux mixture)</p>
Ginger	All stages	<p>Fusarium wilt</p> 	<p>Drain the field. Drench the field with copper oxy chloride solution (@2g/litre of water)</p>
Turmeric	Different stages	<p>Leaf blight</p> 	<p>Remove the severely affected leaves from the plants and destroy in fire.</p> <p>Spray copper oxy chloride on the plants (@2g/litre of water)</p>
Vegetables	Planting	<p>Downy mildew on cucurbits</p> 	<p>As a prophylactic measure apply 'Mancozeb'(@ 2g/l of water). If disease appeared, spray Akomin® (@3ml/L) on both surfaces of the leaves, thrice at 15 days interval. Remove and burn out the infested leaves.</p>
Tomato	Growing stage	<p>Wilt</p> 	<p>If disease is seen, spray Redmil® (2g/litre) or Akomin® (2ml/litre).</p>

**** Warning colour codes of rainfall (for disaster management)**

Warning (Take actions)	Alert (Be prepared)	Watch (Be updated)	No warning (No actions)
-------------------------------	----------------------------	---------------------------	--------------------------------

Sd/-
Nodal Officer,
GKMS Project, RARS Pilicode