



Agromet Advisory Bulletin for the District, Malappuram

(Valid from 13.11.2024 to 17.11.2024)

(Issued jointly by Kerala Agricultural University Regional Agricultural Research Station Pilicode & India Meteorological Department)



Bulletin Number: Pilicode/Mpm-91/2024

Date: 12/11/2024

A. Weather Summary of preceding five days




Rainfall, mm	Max. temp., °C	Min. temp., °C	R. H., %	Wind speed, Km/h
10.0	32.0 – 32.8	24.4 – 26.0	67 – 89	04 – 14






B. Weather forecast for next five days

Parameters	13-11-2024	14-11-2024	15-11-2024	16-11-2024	17-11-2024
Average Rainfall, mm	0.1	3	3	3	1
Max. Temp, °C	32	32	32	32	32
Min. Temp, °C	24	24	24	24	24
Max. Relative Humidity, %	89	96	96	96	96
Min. Relative Humidity, %	67	80	80	80	80
Wind speed, km/h	2	2	2	2	2
Wind direction, degrees	270	270	250	270	270
Total cloud cover, octa	4	8	8	8	8

C. Agrometeorological Advisories

Crop	Stages	Problems	Agro-meteorological advisories
General conditions	Light to Moderate Rainfall **		
	<p>The sky will be cloudy. High relative humidity will be experienced.</p> <p>Low night temperature and high day temperature will be experienced. Hence there will be distinct difference between day time temperature and night temperature.</p> <p>There will be light to moderate rainfalls (From 15.6 mm to 64.4 mm within a time span of 24 hours) from November 12 to 16.</p>		
General Recommendations	<p>Drain the stagnating water from the cultivated areas where heavy water stagnations occurs.</p> <p>Do not attempt to dry the products like rice, rubber, copra, pulses, vegetable seeds, etc directly under sun.</p> <p>Give popping to all soft slender stemmed crops like banana, vegetables, climbers etc. Clean the drainage channels in crop lowlands to enable proper drainage of excess water in case of exigencies if any.</p> <p>Maintain hygiene conditions in crop fields. Infected and fallen nuts, leaves and tree parts should be removed from the fields and burnt.</p> <p>Keep animal feeds, seeds, fertilizers etc. in termite free and moist free rooms on elevated platforms coated with wooden panels.</p> <p>Spraying should be done only if sufficient intervals are available between the rainfalls.</p>		

Rice	Transplanting stage for second crop	<p>Dip the roots of the seedlings in slurry of pseudomonas (20g pseudomonas/litre of water) for 30 minutes just before transplanting. This will help the seedlings to grow vigorously.</p> <p>Apply fertilizers at the occasion of no rainfalls, after lowering the water and blocking all drainage channels.</p> <p>While transplanting, apply 400g urea, 900g mussooriephos and 150g muriate of potash for the medium duration varieties and 400g urea, 700g mussooriephos and 120g muriate of potash for the short duration varieties to each cent (40 square meter) of land area.</p>	
Rice	Panicle stage	<p>Leaf Mites</p> 	<p>Attacks become more severe when the ambient temperature is close to 25c and the relative humidity is higher than 80%. The infestation may also lead to fungal diseases like sheath rot.</p> <p>Control measures:</p> <ol style="list-style-type: none"> 1. Spray Azadirachtin (5 ml per litre of water). <p style="text-align: center;">OR</p> <ol style="list-style-type: none"> 2. Spray wettable sulphur (4 gm per litre of water).
Vegetables	Transplanting/ sowing	<p>While preparing the land, incorporate lime @ 4kg/cent to the soil. Use Trichoderma enriched farm yard manure/compost. This will check the spread of wilt diseases.</p> <p>Before transplanting, dip the roots of the seedlings in slurry of pseudomonas (20g pseudomonas/litre of water) for 30 minutes. This will help the seedlings to grow vigorously.</p> <p>Also the seedlings can be sprayed with diluted pseudomonas culture solution (@20ml dissolved in one litre of water).</p>	
Coconut	All stages	<p>Bud rot</p> 	<p>Detection of disease at its early stage will help to adopt efficient corrective measures. Cut and remove the affected tissues from the crown and apply Bordeaux paste. After that cover the cut surface with polythene sheets to protect it from rain falls until new leaf emerges.</p> <p>Burn the removed tissues immediately.</p> <p>As a prophylactic measure spray 1% Bordeaux mixture into the axils of top leaves of the surrounding palms</p>
Coconut	All stages	<p>Leaf/inflorescence rot</p> 	<p>Apply 1% Bordeaux mixture or 0.3% copper oxychloride solution in the heart of the crown. Apply lime. Spray borax also on leaves @ 5g/l. Also adopt all the basal management practices as described for the yellowing, above.</p>

Black pepper	All stages	<p>Foot rot</p> 	<p>As prophylactic measure, apply 150 gram of Trichoderma enriched neem cake - cow dung mixture in the basins of the vines and incorporate thoroughly with the soil. If disease is already appeared, drench soil in the plant basins with Redomil 0.2% (2g/litre of water). Spray the same on the leaves also.</p>
Banana	Various stages of growth	<p>Leaf eating caterpillar</p> 	<p>Ensure good drainage in the garden. Organic insecticides such as Shreya, Nanma etc. should be mixed with 10 ml of one liter of water and sprayed on both sides of the leaves. If the infestation is severe, spray quinalphos 20 EC (2 – 4 ml per litre of water). OR spray flubendiamide 39.35 SC (2 ml, 10 litre of water).</p>
Cashew	Pre-bearing stages	<p>Tea mosquito bug</p> 	<p>Prophylactic measures:</p> <ol style="list-style-type: none"> 1) The fungal biological control agent, <i>Beauveria bassiana</i> can be sprayed @ 20g/L <p style="text-align: center;">Or</p> <ol style="list-style-type: none"> 2) Spray 1% Bordeaux mixture mixed with quinalphos (2ml/litre of Bordeaux mixture)
Okra	All stages	<p>Shoot and Fruit borer</p> 	<p>Spray Coragen (3 ml in 10 litres of water) 2-3 times at weekly interval.</p>
Livestock	All Stages	<p>Theileriosis</p> 	<p>Theileriosis is a tick-borne disease caused by haemo-protozoan parasites of the Theileria genus. Tannulata causes tropical theileriosis which is common in North Kerala. Characteristic signs include fever and swollen superficial lymph nodes, and if the disease progresses, cattle rapidly lose condition</p> <p>For treatment: Buparvaquone, often accompanied by anti-inflammatory drugs and antidiuretics, if there is evidence of pulmonary edema.</p> <p>For prevention: spraying or dipping of animals with acaricides is the most frequently used method as it is transmitted by ticks.</p>

Sd/-
Nodal Officer,
GKMS Project, RARS Pilicode

**** Warning colour codes of rainfall (for disaster management)**

Warning (Take actions)	Alert (Be prepared)	Watch (Be updated)	No warning (No actions)
------------------------	---------------------	--------------------	-------------------------