



Agromet Advisory Bulletin for the District, Malappuram

(Valid from 18.06.2025 to 22.06.2025)

(Issued jointly by Kerala Agricultural University Regional Agricultural Research Station Pilicode & India Meteorological Department)



Bulletin Number: Pilicode/Mpm-48/2025

Date: 17/06/2025

A. Weather Summary of preceding five days






Rainfall, mm	Max. temp., °C	Min. temp., °C	R. H., %	Wind speed, Km/h
285.0	25.5 – 30.5	22.1 – 24.5	95 – 96	06 – 12


B. Weather forecast for next five days

Parameters	18-06-2025	19-06-2025	20-06-2025	21-06-2025	22-06-2025
Average Rainfall, mm	20	11	6	7	6
Max. Temp, °C	28	28	28	28	28
Min. Temp, °C	24	24	24	24	24
Max. Relative Humidity, %	94	94	94	94	94
Min. Relative Humidity, %	89	89	89	89	89
Wind speed, km/h	4	4	3	3	5
Wind direction, degrees	290	290	290	200	320
Total cloud cover, octa	8	8	8	8	8

C. Agrometeorological Advisories

Crop	Stages	Problems	Agro-meteorological advisories
General Condition	Heavy Rainfall**		
	The sky will be cloudy. High relative humidity will be experienced. The atmospheric temperature will come down.		
	There will be heavy rainfalls on June 18 & 19 in isolated places.		
	There will be light to moderate rainfalls on June 20, 21.		
Weather warning	Chances for heavy to very heavy rainfall on June 14.		
Impacts	<p>Difficulty in drying agricultural produce in open conditions.</p> <p>Chances for fall off of slender stemmed fruits and vegetables.</p> <p>Chances for water stagnation in the fields.</p> <p>Dispersion of soil from the field and hence seed displacement and poor germination of seeds.</p>		
General Recommendations	<p>Take care while drying the harvested products like rice, rubber, copra, pulses, vegetable seeds, etc directly under sun. Do not heap the harvested products in the field itself.</p> <p>Give popping to all soft slender stemmed crops like banana, vegetables, climbers etc.</p> <p>Clean the drainage channels in crop lowlands to enable proper drainage of excess water in case of exigencies if any. Add bleaching powder in the water stagnating fields.</p> <p>Keep animal feeds, seeds, fertilizers etc. in termite free and moist free rooms on elevated platforms coated with wooden panels.</p>		

	<p>Provide mulch at the base of the crop to prevent soil and root damage.</p> <p>Use sticking agents also while spraying and it should be done when there is no rainfall.</p>		
Coconut	All stages	<p>Rhinoceros beetle</p>  <p>Dwarf varieties and young palms are more vulnerable to the attack.</p>	<p>Take out the beetles from the attacked palm crown using beetle hook. Swab the hole made by the beetles with Bordeaux paste to prevent entry of fungus through the cut surface.</p> <p>Old fishnets can be reused for controlling the pest. Cut the nets into pieces of size 1m x 0.5m. Keep the middle portion of the net, lengthwise into the axils of 3rd and 4th leaf whirls of the palm. Push the net firmly with small stones into the axils. The hanging sides of the net should be kept open. The beetles will be trapped in the nets and get destroyed. Care should be taken to move the nets to upper leaf axils accordingly while fresh leaves are emerging.</p>
Black pepper	All stages	<p>Foot rot</p> 	<p>As prophylactic measure, apply 150 gram of Trichoderma enriched neem cake - cow dung mixture in the basins of the vines and incorporate thoroughly with the soil.</p> <p>If disease already appeared, drench soil in the plant basins with Redomil 0.2% (2g/litre of water). Spray the same on the leaves also.</p>
Banana	All stages	<p>Pseudostem weevil</p> 	<p>Field sanitation. Remove the affected parts and burn it using kerosene. Apply fipronil 0.015% (3 ml l⁻¹). Apply Beauveria bassiana @ 20 g l⁻¹ at 5, 6 and 7 month after planting.</p>
Ginger and Turmeric	All stages	<p>Rhizome rot</p> 	<p>Drain the field. Drench the field with 1% Bordeaux mixture.</p>
Arecanut	Bearing palms	<p>Inflorescence die back and button shedding</p> 	<p>Warm humid conditions may cause this disease. Spray Hexaconazole (Contaf) 1 ml/litre or Bordeaux mixture 1%. Repeat after 20-25 days.</p>

Cashew	Various stages	Fungal diseases	<p>Prophylactic spray of combination of Bordeaux mixture (1% strength) mixed with adhesive is recommended.</p> <p>If die back is seen, cut and burn the affected parts. Apply Bordeaux paste (10% strength) mixed with an adhesive on the cut surface</p>
Livestock (Cows/Goats)	Milking	Mastitis 	<p>The disease is common on cows which are sheltered in unhygienic conditions.</p> <p>Prevention:- Ensure hygienic conditions for the individual animals as well as their shelter and its surroundings. The milking machines should be cleaned properly after every use. Boost the immunity of cattle by supplementing feeds with vitamins and minerals containing health tonics.</p> <p>If disease appears, give medication under the supervision of a Veterinary doctor immediately.</p>

**** Warning colour codes of rainfall (for disaster management)**

Warning (Take actions)	Alert (Be prepared)	Watch (Be updated)	No warning (No actions)
-------------------------------	----------------------------	---------------------------	--------------------------------

Sd/-
Nodal Officer,
GKMS Project, RARS Pilicode