



Agromet Advisory Bulletin for the District, Malappuram

(Valid from 18.12.2024 to 22.12.2024)

(Issued jointly by Kerala Agricultural University Regional Agricultural Research Station Pilicode & India Meteorological Department)



Bulletin Number: Pilicode/Mpm-101/2024 Date: 17/12/2024

A. Weather Summary of preceding five days





Rainfall, mm	Max. temp., °C	Min. temp., °C	R. H., %	Wind speed, Km/h
2.6	28.0 – 33.0	22.0 – 24.6	57 – 91	04– 12






B. Weather forecast for next five days


Parameters	18-12-2024	19-12-2024	20-12-2024	21-12-2024	22-12-2024
Average Rainfall, mm	0	0	0.3	0.1	0.1
Max. Temp, °C	33	33	33	33	33
Min. Temp, °C	20	20	20	20	20
Max. Relative Humidity, %	91	91	91	91	91
Min. Relative Humidity, %	57	57	57	57	57
Wind speed, km/h	2	2	2	2	3
Wind direction, degrees	270	270	270	270	270
Total cloud cover, octa	6	7	7	7	7

C. Agrometeorological Advisories

Crop	Stages	Problems	Agro-meteorological advisories
Light Rainfall **			
General conditions	The sky will be cloudy. High relative humidity will be experienced.		
	Low night temperature and high day temperature will be experienced. Hence there will be distinct difference between day time temperature and night temperature.		
General Recommendations	There is no rainfall on December 17 and 18.		
	There will be light rainfall ((From 2.5 mm to 15.5 mm within a time span of 24 hours) from December 19 to 21.		
General Recommendations	Drain the stagnating water from the cultivated areas if heavy water stagnations occurs.		
	Harvest the matured crops and transport to store houses quickly. Do not heap the harvested produces in the field itself or in open places.		
	Do not attempt to dry the products like rice, rubber, copra, pulses, vegetable seeds, etc directly under sun.		
General Recommendations	Give propping to all soft slender stemmed crops like banana, vegetables, climbers etc. Clean the drainage channels in crop lowlands to enable proper drainage of excess water in case of exigencies if any.		

	<p>Maintain hygiene conditions in crop fields. Infected and fallen nuts, leaves and tree parts should be removed from the fields and burnt.</p> <p>Keep animal feeds, seeds, fertilizers etc. in termite free and moist free rooms on elevated platforms coated with wooden panels.</p> <p>Use sticking agents also while spraying.</p>		
Paddy	All stages	<p>Bacterial leaf blight</p> 	<p>If flooding occurs, there are chances of appearing blight and decaying of plants. As a precautionary measure place perforated bags which contain bleaching powder (2kg/acre), on the face of entry of water into the fields.</p> <p>Spray supernatant solution of the cow dung water mixture (Dispense 20g cow dung in 1 L of water and filter the solution through muslin cloth).</p> <p>If the infection is severe spray Streptocyclin 30g/200 L of water for 1acre.</p>
Banana	Various stages of growth	<p>Sigatoka leaf spot</p> 	<p>Cut and burn all affected leaves.</p> <p>Spray Tilt or Contaf (@ 2ml per litre)</p>
Mango	Flowering stage	<p>Mango hoppers</p> 	<p>Spray Azadirachtin (@5ml/litre Azadirachtin 3000pmm)</p>
Cashew	Flowering stage (Early bearing varieties like Madakathara – 1, KAU – Nihara)	<p>Tea mosquito bug</p> 	<p>Take control measures only if the attack is seen (only if there is scraped marks on peduncle/pedicle of the panicle).</p> <p>If the attack is noticed spray quinalphos + mancozeb (@quinalphos 2ml + mancozeb 2g in one litre of water)</p>

Cucurbit Vegetables	Planting	<p style="text-align: center;">Downy mildew</p> 	As a prophylactic measure apply 'Mancozeb'(@ 2g/l of water). If disease appeared, spray Akomin® (@3ml/L) on both surfaces of the leaves, thrice at 15 days interval. Remove and burn out the infested leaves.
Cucurbitaceo us Vegetables	Flowering and fruit setting	<p style="text-align: center;">Melon fruit flies</p> 	Keep pheromone traps. Spray Malathion:- Mix 2 ml of Malathion in one litre of water. Dissolve 10g of jaggery in the solution to attract the flies. Spray this solution on lower sides of the leaves
Tomato	Growing stage	<p style="text-align: center;">Wilt</p> 	If disease is seen, spray Redmil® (2g/litre) or Akomin® (2ml/litre).
Brinjal	Flowering and fruit setting	<p style="text-align: center;">Shoot and Fruit borer</p> 	Remove and destroy affected fruits and shoots. Spray chlorantraniliprole (coragen 3ml per 10 l of water) 2-3 times at weekly interval.
Chilli	Growth phase	<p style="text-align: center;">Late spot</p> 	Spray Mancozeb or Saaf (2g/litre of water) or Potassium phosphonate (2ml/litre of water)

Cow	Any stage	<p style="text-align: center;">FMD (Foot and Mouth disease)</p> 	<p>Foot and Mouth disease is a highly transmissible disease caused by infection with an Aphthovirus. The infection results in vesicular lesions in and around the mouth and on the feet, resulting in the reluctance of an animal to eat or move.</p>
-----	-----------	--	---

Sd/-
Nodal Officer,
GKMS Project, RARS Pilicode

**** Warning colour codes of rainfall (for disaster management)**

Warning (Take actions)	Alert (Be prepared)	Watch (Be updated)	No warning (No actions)
-------------------------------	----------------------------	---------------------------	--------------------------------