



Agromet Advisory Bulletin for the District, Malappuram

(Valid from 28.09.2024 to 02.10.2024)

(Issued jointly by Kerala Agricultural University Regional Agricultural Research Station Pilicode & India Meteorological Department)



Bulletin Number: Pilicode/Mpm-78/2024 **Date: 27/09/2024**

A. Weather Summary of preceding four days






Rainfall, mm	Max. temp., °C	Min. temp., °C	R. H., %	Wind speed, Km/h
7.0	29.4 – 31.4	23.2 – 25.0	70 – 92	00 – 12





B. Weather forecast for next five days


Parameters	28-09-2024	29-09-2024	30-09-2024	01-10-2024	02-10-2024
Average Rainfall, mm	1	2	11	6	1
Max. Temp, °C	31	31	31	31	31
Min. Temp, °C	25	25	24	24	24
Max. Relative Humidity, %	88	88	88	88	88
Min. Relative Humidity, %	70	70	70	70	70
Wind speed, km/h	3	3	3	2	2
Wind direction, degrees	250	250	290	290	290
Total cloud cover, octa	3	6	4	3	6

C. Agrometeorological Advisories

Crop	Stages	Problems	Agro-meteorological advisories
	Light to Moderate Rainfall **		
<u>General conditions</u>	<p>The sky will be cloudy. High relative humidity will be experienced.</p> <p>Low night temperature and high day temperature will be experienced. Hence there will be distinct difference between day time temperature and night temperature.</p> <p>There will be light rainfalls (From 15.6 mm to 64.4 mm within a time span of 24 hours) from September 27 to October 01.</p>		
<u>General Recommendations</u>	<p>Drain the stagnating water from the cultivated areas where heavy water stagnations occurs.</p> <p>Do not attempt to dry the products like rice, rubber, copra, pulses, vegetable seeds, etc directly under sun.</p> <p>Give popping to all soft slender stemmed crops like banana, vegetables, climbers etc. Clean the drainage channels in crop lowlands to enable proper drainage of excess water in case of exigencies if any.</p> <p>Maintain hygiene conditions in crop fields. Infected and fallen nuts, leaves and tree parts should be removed from the fields and burnt.</p>		

	Keep animal feeds, seeds, fertilizers etc. in termite free and moist free rooms on elevated platforms coated with wooden panels. Spraying should be done only if sufficient intervals are available between the rainfalls.		
Rice	All stages	<p>Case worm</p> 	Destroy the dislodged larvae. After pulling a rope swabbed with kerosene or engine oil. Drain away the water from the fields. Broadcast the mixture containing 1L of kerosene in 25 kg of saw dust or sand in the field.
Rice	Various stages	<p>Leaf folder</p> 	If leaf folder attack is seen, unfold the leaves by rolling thorny wires/twigs over the canopy. If the attack is severe spot spraying of flubendiamide 39.35%SC @ 1.0 ml/10L is recommended. Attack will be more in shaded conditions. Avoid excessive Nitrogenous fertilizers
Coconut	All stages	<p>Bud rot</p> 	<p>Detection of disease at its early stage will help to adopt efficient corrective measures. Cut and remove the affected tissues from the crown and apply Bordeaux paste. After that cover the cut surface with polythene sheets to protect it from rain falls until new leaf emerges.</p> <p>Burn the removed tissues immediately.</p> <p>As a prophylactic measure spray 1% Bordeaux mixture into the axils of top leaves of the surrounding palms</p>
Coconut	All stages	<p>Yellowing of coconut</p> 	Incorporate lime or dolomite @ 2 kg/palm to the basins of the palms. After two weeks, apply borax @ 200g/palm and zinc sulphate @ 100g/palm and magnesium sulphate @500g/palm and potash @ 2kg/palm
Black pepper	Bearing stage	<p>Pollu beetle/disease</p> 	<p>As a pyrolytic measure spray spray 1% Bordeaux mixture mixed with quinalphos (2ml/litre of Bordeaux mixture).</p> <p>If attack is seen spray solution containing hexaconazole (5ml) + cyhalothrin (3ml) per 5 litres of water.</p>

Banana	Various stages of growth	<p>Leaf eating caterpillar</p> 	<p>Ensure good drainage in the garden. Organic insecticides such as Shreya, Nanma etc. should be mixed with 10 ml of one liter of water and sprayed on both sides of the leaves.</p> <p>Spray quinalphos 20 EC (2 – 4 ml per litre of water).</p> <p>Spray flubendiamide 39.35 SC (2 ml, 10 litre of water).</p>
Cashew	Pre-bearing stages	<p>Tea mosquito bug</p> 	<p>Prophylactic measures:</p> <p>1) The fungal biological control agent, <i>Beauveria bassiana</i> can be sprayed @ 20g/L</p> <p style="text-align: center;">Or</p> <p>2) Spray 1% Bordeaux mixture mixed with quinalphos (2ml/litre of Bordeaux mixture)</p>
Turmeric/ Ginger	All stages	<p>Rhizome rot</p> 	<p>Drain the field. Drench the field with 1% Bordeaux mixture.</p>
Cow	Milking	<p>Mastitis</p> 	<p>The disease is common on cows which are sheltered in unhygienic conditions.</p> <p>Symptoms: - The symptoms are change in composition of milk and turning the milk into a yellow watery liquid, severe fever, lack of appetite, abortions etc. If not treated the cow may lose its milk yielding capacity permanently. Also the cow may lose mobility and gradually death may occur.</p> <p>Prevention: - Ensure hygienic conditions for the individual animals as well as their shelter and its surroundings. The milking machines should be cleaned properly after every use. Boost the immunity of cattle by supplementing feeds with vitamins and minerals containing health tonics.</p> <p>If disease appears, give medication under the supervision of a Veterinary doctor immediately.</p>

Cow	Any stage	<p style="text-align: center;">FMD (Foot and Mouth disease)</p> 	<p>Foot and Mouth disease is a highly transmissible disease caused by infection with an Aphthovirus. The infection results in vesicular lesions in and around the mouth and on the feet, resulting in the reluctance of an animal to eat or move.</p> <p>Prevention: Ensure hygienic conditions for the individual animals as well as their shelter and its surroundings. Boost the immunity of cattle by supplementing feeds with vitamins and minerals containing health tonics. If disease appears, give medication under the supervision of a Veterinary doctor immediately.</p>
-----	-----------	--	---

Sd/-
Nodal Officer,
GKMS Project, RARS Pilicode

**** Warning colour codes of rainfall (for disaster management)**

Warning (Take actions)	Alert (Be prepared)	Watch (Be updated)	No warning (No actions)
-------------------------------	----------------------------	---------------------------	--------------------------------